

Common Core



INSIDE

LANGUAGE • LITERACY • CONTENT

Program Overview
Grades 6–8

**Unlock the Power
of Reading, Writing
and Language**



INSIDE

LANGUAGE • LITERACY • CONTENT



Alert, an endangered Sumatran Tiger pants in the afternoon heat.



Discover **INSIDE**

Move students to grade-level performance by bringing the world to the classroom.

- » Teach with new explorations and discovery
- » Engage students with National Geographic exclusive content
- » Achieve success with Common Core State Standards

The Experience Is Yours

Experience the world in the classroom with authentic, multicultural literature and National Geographic informational texts. Students will become stronger readers with well-known authors and National Geographic Explorers.

***Teach with
the most
comprehensive
reading,
language and
writing support.***



Learn the Fundamentals

Students who begin in Levels A and B may need sequential work in phonemic awareness, phonics, decoding and spelling as well as foundational work in reading comprehension, vocabulary, language, and writing.

THE DIGITAL PATH

Take a virtual tour of the program at
NGL.Cengage.com/inside





Build Reading and Writing Power

Students who begin in Levels A through C may have more advanced language proficiency and will have mastered basic reading skills and strategies. However, they may need intensive work to build academic vocabulary and language, build fluency with more complex texts and develop skills in comprehension, literary analysis and writing.

Celebrate our World

A balance of informational texts and literature enables students to experience a variety of genres.

Informational Text

- » National Geographic articles
- » Narrative nonfiction
- » Expository texts
- » Digital genres
- » Arguments



Key Vocabulary
ensure *v.*, to make sure that something happens
explorer *n.*, someone who travels around the world to discover new information
expedition *n.*, a trip

In Other Words
gigantic, **green mishmash** big, green mixture
primates apes, gorillas, and other animals like them
seized by completely focused on
on the verge of close to
correspondent reporter

Key Vocabulary
discovery *n.*, something that is seen and made known for the first time
conservation *n.*, a careful protection of something
awareness *n.*, having knowledge of

In Other Words
plight difficult situation

Before You Move On
1. Fact and Opinion What is one fact and one opinion that Mayor expresses?
2. Personal Connection Which of Mayor's expeditions seems the most exciting or interesting to you? Why?

Selections featuring National Geographic Explorers inspire students



Literature

- » Common Core exemplars
- » Multicultural authors and characters
- » Contemporary literature
- » Classics
- » Complex texts



CLOSE READING

From the Adventures of **TOM SAWYER** BY MARK TWAIN



1 Tom began to think of the fun he had planned for this day, and his sorrows multiplied. Soon the free boys would come tripping along on all sorts of delicious expeditions, and they would make a world of fun of him for having to work—the very thought of it burnt him like fire. He got out his worldly wealth and examined it—bits of toys, marbles, and trash; enough to buy an exchange of work, maybe, but not half enough to buy so much as half an hour of pure freedom. So he returned his **straitened means** to his pocket, and gave up the idea of trying to buy the boys. At this dark and hopeless moment an inspiration burst upon him! Nothing less than a great, magnificent inspiration.

2 He took up his brush and went tranquilly to work. Ben Rogers hove in sight presently—the very boy, of all boys, whose ridicule he had been dreading. Ben's gait was the hop-skip-and-jump—proof enough that his heart was light and his anticipations high. He was

3 eating an apple, and giving a long, melodious whoop, at intervals, followed by a deep-toned ding-dong-dong, ding-dong-dong, for he was personating a steamboat. As he drew near, he slackened speed, took the middle of the street, leaned far over to starboard and rounded to ponderously and with laborious pomp and circumstance—for he was personating the Big Missouri, and considered himself to be drawing nine feet of water.

4 Tom went on whitewashing—paid no attention to the steamboat. Ben stared a moment and then said:

5 “Hi-yo! You’re up a stump, ain’t you?”

6 No answer. Tom surveyed his last touch with the eye of an artist, then he gave his brush another gentle sweep and surveyed the result, as before. Ben ranged up alongside of him. Tom’s mouth watered for the apple, but he stuck to his work. Ben said:

7 “Hello, old chap, you got to work, hey?”

8 Tom wheeled suddenly and said:

9 “Why, it’s you, Ben! I warn’t noticing.”

9 “Say—I’m going in a-swimming, I am. Don’t you wish you could? But of course you’d **druther work**—wouldn’t you? Course you would!”

10 Tom contemplated the boy a bit, and said:

11 “What do you call work?”

12 “Why, ain’t *that* work?”

13 Tom resumed his whitewashing, and answered carelessly:

14 “Well, maybe it is, and maybe it ain’t. All I know, is, it suits Tom Sawyer.”

15 “Oh come, now, you don’t mean to let on that you like it?”

16 The brush continued to move.

17 “Like it? Well, I don’t see why I oughtn’t to like it. Does a boy get a chance to whitewash a fence every day?”

18 **That put the thing in a new light.** Ben stopped nibbling his apple. Tom swept his brush daintily back and forth—stepped back to note the effect—added a touch here and there—criticized the effect again—Ben watching every move and getting more and more interested, more and more absorbed. Presently he said:

19 “Say, Tom, let me whitewash a little.”

20 Tom considered, was about to consent; but he altered his mind:

21 “No—no—I reckon it wouldn’t hardly do, Ben. You see, Aunt Polly’s awful particular about this fence—right here on the street, you know—but if it was the back fence I wouldn’t

mind and she wouldn’t. Yes, she’s awful particular about this fence; it’s got to be done very careful; I reckon there ain’t one boy in a thousand, maybe two thousand, that can do it the way it’s got to be done.”

22 “Oh, shucks, I’ll be just as careful. Now lemme try. Say—I’ll give you the core of my apple.”

23 “Well, here—No, Ben, now don’t. I’m afeard—”

24 “I’ll give you *all* of it!”

25 Tom gave up the brush with reluctance in his face, but **alacrity** in his heart. And while the late steamer Big Missouri worked and sweated in the sun, the retired artist sat on a barrel in the shade close by, dangled his legs, munched his apple, and planned the slaughter of more innocents. There was no lack of material; boys happened along every little while; they came to jeer, but remained to whitewash. And when the middle of the afternoon came, from being a poor poverty-stricken boy in the morning, Tom was literally rolling in wealth.

26 Tom said to himself that it was not such a hollow world, after all. He had discovered a great law of human action, without knowing it—namely, that in order to make a man or a boy covet a thing, it is only necessary to make the thing difficult to attain.

“What do you call work?”

In Other Words
straitened means tiny amount of treasure
up a stump, ain’t you in trouble, aren’t you
I warn’t noticing I didn’t see you.

In Other Words
druther prefer to
That put the thing in a new light. That changed how Ben saw it.
alacrity eagerness

THE DIGITAL PATH

Access exclusive National Geographic videos at myNGconnect.com

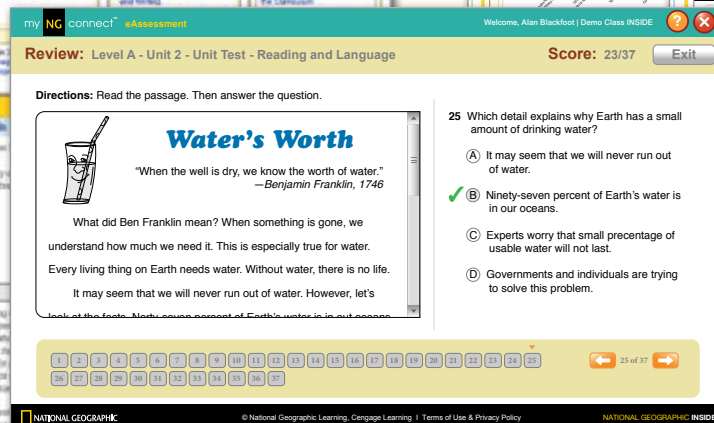
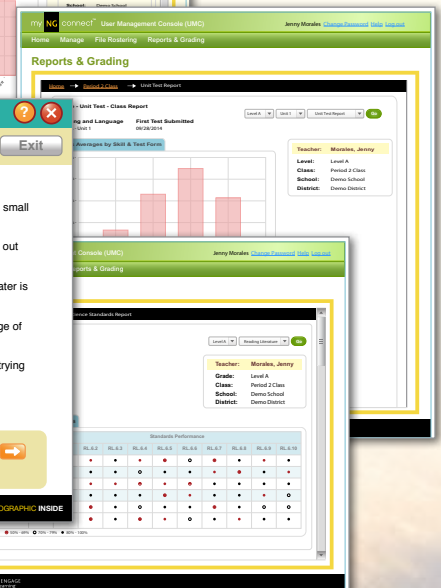
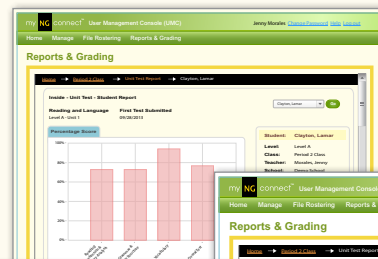
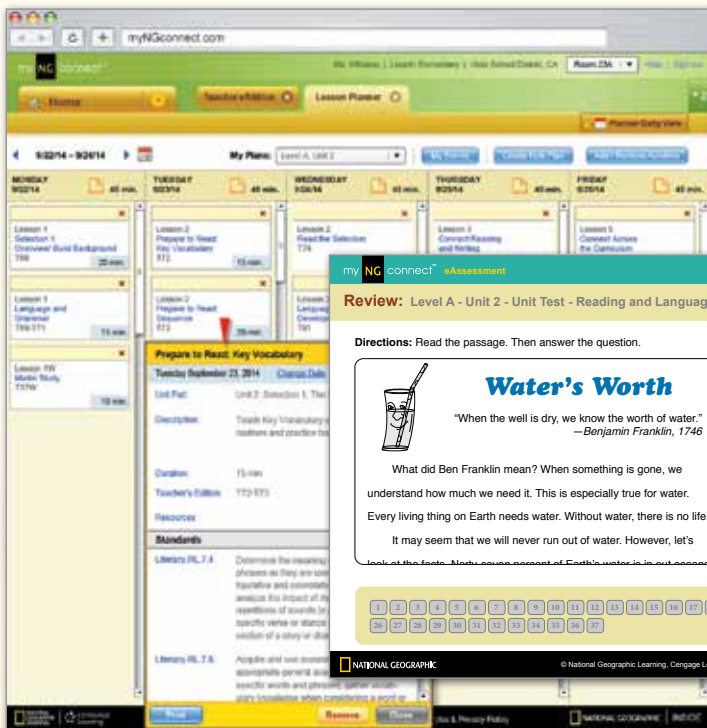


Your Digital Experience

National Geographic Learning's myNGconnect.com offers an engaging digital experience for you and your students using *Inside*. Enhance the print and enjoy the digital experience.

myNGconnect.com for Teachers

- » eAssessment and Progress Reports
- » Teacher's eEdition
- » Transparencies
- » PDFs of teaching and learning resources
- » Online extension activities
- » Family Newsletters in 8 languages
- » Online Planner
- » Online Professional Development
- » Presentation Tool





myNGconnect.com for Students

- » Student eEdition
- » National Geographic Digital Library
- » My Assignments
- » Build Background Videos
- » Selection Recordings, Fluency Models and Close Readings CD ROMs and MP3s.
- » Language CDs and MP3s
- » Links to online resources
- » Selection Summaries in 8 languages



eBooks

Powered by Vital Source Bookshelf®, eBooks give students fully integrated online, downloadable, and mobile access to their programs. With eBooks, students can view on mobile devices, access audio and video, search for keywords and phrases, highlight and annotate texts, and make notes.



Comprehension Coach

Build reading power with Comprehension Coach, a complete suite of tools for building comprehension and oral reading fluency.

- » Progress Report
- » Self-recording
- » Reading Reports
- » Word practice



THE DIGITAL PATH

Motivate and engage students with eBooks for mobile devices.



Challenge Students

National Geographic Learning provides reading support for all levels.

Build language and literacy with robust instruction and accessible instructional selections for all students.

Selections are divided into manageable chunks

Key Vocabulary is highlighted

Digital editions include built-in audio support

Level A Unit 5: Selection 1

Labels, captions, graphics and call-outs provide support comprehension for all students

Restatements of difficult words and idioms make complex texts accessible

Frequent comprehension checks with questions concentrating on text evidence focus readers

THE DIGITAL PATH

Selection Recordings and Fluency Models are available in CD and online in MP3 format





Interactive versions of texts support note-taking

Apply skills and strategies with complex texts.

CLOSE READING

Grade-level texts meet CCSS quantitative, qualitative, and task guidelines for text complexity

Paragraph numbers support students in citing text evidence

Close Reading

The Power of Mysteries

by Alan Lightman

1 I believe in the power of the unknown. I believe that a sense of the unknown **propels** us in all of our creative activities, from science to art.

2 When I was a child, after bedtime I would often get out of my bed in my pajamas, go to the window and stare at the stars. I had so many questions. How far away were those tiny points of light? Did space go on forever and ever, or was there some end to space, some giant edge? And if so, what lay beyond the edge?

3 Another of my childhood questions: Did time go on forever? I looked at pictures of my parents and grandparents and tried to imagine their parents, and so on, back through the generations, back and back through time. Looking out of my bedroom window into the vastness of space, time seemed to stretch forward and backward without end, **engulfing** me, engulfing my parents and great-grandparents, the entire history of earth. Does time go on forever? Or is there some beginning of time? And if so, what came before?

4 When I grew up, I became a professional **astrophysicist**. Although I never answered any of these questions, they continued to challenge me, to haunt me, to drive me in my scientific research, to cause me to live on tuna fish and no sleep for days at a time while I was obsessed with a science problem. These same questions, and questions like them, challenge and haunt the leading scientists of today.

5 Einstein once wrote that "the most **beautiful** experience we can have is the mysterious. It is the fundamental emotion which **stands at the cradle** of true art and true science." What did Einstein mean by "the mysterious"? I don't think he meant that science is full of unpredictable or unknowable or supernatural forces. I think that he meant a sense of awe, a sense that there are things larger than us, that we do not have all the answers at this moment. A sense that we can stand right at the boundary between known and unknown and gaze into that cavern and be exhilarated rather than frightened.

6 Scientists are happy, of course, when they find answers to questions. But scientists are also happy when they become stuck, when they **discover** interesting questions that they cannot answer. Because that is when their imaginations and creativity are **set on fire**. That is when the greatest progress occurs.

7 One of the **Holy Grails** in physics is to find the so-called "theory of everything,"

"... the most beautiful experience we can have is the mysterious."

always things that we don't know—about the physical world as well as about ourselves. I believe in the creative power of the unknown. I believe in the exhilaration of standing at the boundary between the known and the unknown. I believe in the unanswered questions of children.

The Power of Mysteries

by Alan Lightman

1 I believe in the power of the unknown. I believe that a sense of the unknown **propels** us in all of our creative activities, from science to art.

2 When I was a child, after bedtime I would often get out of my bed in my pajamas, go to the window and stare at the stars. I had so many questions. How far away were those tiny points of light? Did space go on forever and ever, or was there some end to space, some giant edge? And if so, what lay beyond the edge?

3 Another of my childhood questions: Did time go on forever? I looked at pictures of my parents and grandparents and tried to imagine their parents, and so on, back through the generations, back and back through time. Looking out of my bedroom window into the vastness of space, time seemed to stretch forward and backward without end, **engulfing** me, engulfing my parents and great-grandparents, the entire history of earth. Does time go on forever? Or is there some beginning of time? And if so, what came before?

4 When I grew up, I became a professional **astrophysicist**. Although I never answered any of these questions, they continued to challenge me, to haunt me, to drive me in my scientific research, to cause me to live on tuna fish and no sleep for days at a time while I was obsessed with a science problem. These same questions, and questions like them, challenge and haunt the leading scientists of today.

5 Einstein once wrote that "the most **beautiful** experience we can have is the mysterious. It is the fundamental emotion which **stands at the cradle** of true art and true science." What did Einstein mean by "the mysterious"? I don't think he meant that science is full of unpredictable or unknowable or supernatural forces. I think that he meant a sense of awe, a sense that there are things larger than us, that we do not have all the answers at this moment. A sense that we can stand right at the boundary between known and unknown and gaze into that cavern and be exhilarated rather than frightened.

Key Vocabulary
• **beautiful** *adj.*, very pretty; amazing

In Other Words
propels *v.* pushes us forward
engulfing *surrounding*
astrophysicist *person* who studies the way objects move in space
stands at the cradle *of* is the starting point for learning about

Historical Background
Albert Einstein was a famous and award-winning physicist.

Key Vocabulary
• **discover** *v.* to find something that is lost or hidden

In Other Words
set on fire *truly inspired*
Holy Grail *greatest question* to answer
encompass all the fundamental laws *of nature* answer all of our questions about the universe

▲ The **Horsehead Nebula** is a dark nebula, or interstellar cloud. Its swirling gases are in the form of a horse head. It is about 1500 light years from Earth.



334 Unit 5 The Drive to Discover

Level A Unit 5: Close Reading


Short, high-quality, authentic texts merit reading and rereading

Apply skills in independent reading.


Read alouds of complex texts introduce each unit



Leveled Library




Content Library



Explore Your Voice

Explicit writing instruction develops writing fluency and quality using an extensive array of writing activities and projects.

Student Book:
Writing Level A



Writing to Sources

Provide students with frequent opportunities to practice writing from sources



Explore the Drive to Discover

Why do you think Robert Ballard put his life in danger to **discover** Titanic? Read the selection again. Support your opinion with examples from the text.

Student Book: Reading and Language

Guide students to draw evidence from literature and informational texts to support analysis, reflection, and research

2. Choose one of the characteristics that you listed. Write a paragraph about how the writer showed the characteristic. Use the questions below to organize your thoughts.

- What characteristic did the writer show?
- What dialogue supports the characteristic? Give 2 examples.
- What actions support the characteristic? Give 2 examples.
- Was the writer's characterization convincing? Why?

Answers will vary.

Practice Book

Integrate Grammar and Writing

Writing and Grammar

Write Advice

Study the Models When you give people advice, give them ideas of what they should do. Include enough details to explain why they should do it, too.

NOT OK

An earthquake **can** be dangerous. You **should** be prepared. You **should** secure your belongings.

The writer uses some helping verbs to give advice, but there are not many details.

OK

An earthquake **can** be dangerous. Vases **could** tumble off shelves and hit you. Bookshelves and other furniture **may** fall over on you.

You **should** be prepared. You **should** secure your belongings. You **can** use special ways to attach vases to the shelves. You **should** fasten bookshelves and furniture to the walls.

Now the reader has more information. The writer uses more helping verbs to add details.

Add Sentences Think of two sentences to add to the OK model above. Use *can*, *could*, *may*, *might*, or *should*.

WRITE ON YOUR OWN Imagine that a friend has moved to an area that has earthquakes. Write a letter with advice about what your friend should do and why.



REMEMBER

- Use **can** to tell what someone or something is able to do.
- Use **could**, **may**, or **might** to tell what is possible.
- Use **should** to tell what is good for someone to do.

The people should stay away from the hole in the road.

Provide frequent opportunities for grammar practice and application

Personal Narrative

Grammar Workout

Check Helping Verbs

- A **helping verb** is a verb that works together with another verb. The **main verb** shows the action or state of being. The helping verb supports the main verb's meaning.

EXAMPLE An earthquake **can** shatter windows.

- *Can*, *could*, *may*, and *might* are helping verbs. Use *can* to tell what someone or something is able to do. Use *could*, *may*, or *might* to tell what is possible.

EXAMPLES We **can** prepare for a quake. A quake **could** hit our area. It **may** happen soon.

- *Can*, *could*, *may*, and *might* are always spelled the same way. They do not change with different subjects.

EXAMPLES We **might** see a film about earthquakes. Our teacher **might** show it during science class.

Find the Opportunities

I plan to write a report about earthquakes. Our school library **might have** some newspaper articles about last year's quake. It is best to use more than one source, so I **could** try to find three or four. My teacher offers her help, too. I ask her for some ideas if I get stuck. I get a really good grade on this report if I work hard!

Check the verbs. Where could you add a helping verb to make the meaning more precise? (You may have to change the main verb.)



Writing Strategy

More On Transitions

Some time words and some order words can serve as transitions. You can use these transitions to help you:

- show time

People stayed home that afternoon, not realizing that their neighborhood was in danger. ^{Sooner} Floodwater rushed into the streets.

- show events or ideas in sequence

I waded through the house and searched for her everywhere. ^{Finally} I found her upstairs in her room.

Study the transitions in this passage.

Narrative with Transitions

Helping Out an Old Friend

Alyx Del Lago

When I think about it today, it seems foolish. But **back then** I did not hesitate to do it. **After I left school**, I rode the bus as far as I could. Then I got out and walked toward my home. **Later** I had to wade through water. **By early afternoon**, I reached my doorstep. **First**, I called her name as I searched everywhere downstairs. **Next**, I searched the yard and garage. **Meanwhile**, I heard helicopters overhead and sirens. I went upstairs and **finally** found my cat, hiding under my bed.

These transitions show when events occur.

These transitions show the order of events or steps in a process.

Without transitions, the reader would not get a clear sense of the order of events.

122W Write About Your Life

Show Time

Read these time words that can work as transitions to show when events happen. Then study the passage.

now soon back then meanwhile recently
today after never in the future in the past

For some cities near large rivers, flooding has been a problem in the past. **Today**, however, flooding can be an even greater danger. **Recently**, climate changes have produced stronger storms, and more of them. As a result, major floods are more common now. Also, many of the cities have grown. Since a lot more people are living in these areas, more people are at risk from floods. **Not** all of these cities have built systems that protect against flooding. **In the future**, these cities will have to plan and build systems that control flooding as much as possible.

Show Events or Ideas in Sequence

These order words can work as transitions to show the order of events or the steps in a process. Study the words and the passage.

first third second next last finally

It's not easy to build a system to control flooding, especially in large, older cities. Engineers face many challenges. **First**, engineers must find ways to protect a city that was built long ago, long before anyone thought about flood-control planning. **Second**, they must consider how the structures will look. **Citizens** sometimes don't agree with the changes engineers want to make. **Next**, they must think about cost. It can be difficult to find money to pay for an advanced flood-control system. **Finally**, engineers must get approval for planned changes.

Writing Strategy: More On Transitions 123W

Conduct Explicit Writing Instruction

Build writing power through clear instruction in writing skills and strategies

Student Book: Writing

Writing Application

Write a Personal Narrative

WRITING PROMPT Nature can be scary sometimes. Have you ever experienced a big storm or an earthquake? Or maybe it was just a really tall wave at the beach that made you feel like you were about to drown? Think of an experience you'd like to share with your classmates. Then write a personal narrative that tells

- what happened in the beginning, middle, and end
- what you saw, heard, and experienced
- how you felt while it was happening
- what made the event memorable for you or what life lesson you have learned from it.

Prewrite

Here are some tips for before you start writing.

1 Choose a Topic

It works best to choose an event that

- was exciting, unusual or interesting
 - you remember well, so you can include enough details.
- It helps to write down several ideas and then choose the best. Josh used a chart like this to choose a topic.

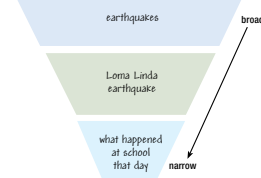
Ideas	Good and Bad Points
The time the wave came into the whale-watching boat.	Exciting! Can't remember very well— I was just a baby.
The Loma Linda earthquake in second grade.	That was exciting for sure! I can remember it pretty well.
The time the lights went out and I got scared of thunder.	Not interesting enough to others.

124W Write About Your Life

2 Narrow Your Topic

Make sure you limit your topic so that it is not too broad for the kind of writing you want to do. Some topics take a whole book to do well! A smaller, more specific topic is easier to write about and will be much more interesting. Study how Josh narrowed his topic.

How Josh Narrowed His Topic



Strong earthquakes can damage buildings.

3 Gather Details

Next, gather details about the experience. Take notes to help you later as you draft. One way to gather specific sensory details is with a five-senses diagram.

Five-Senses Diagram

I saw . . .	• scared look on people's faces • kids crouching under desks • books all over the floor
I heard . . .	• kids crying • blocks clattering off shelves
I smelled . . .	• the fabric of my backpack • dust in the air
I tasted . . .	• the salt of my own tears!
I touched or felt . . .	• the rough underside of the desk • my friend's hair in my face



Cover the complete Writing Process:

- Prewrite
- Draft
- Revise
- Edit & Proofread
- Publish

Support English learners and striving writers with clear examples, organizers, and explanations

Student Book: Writing

Time for Teaching


Meet the Common Core with coordinated lessons that put texts at the center of instruction.

Promote academic discussion and teach argument with guiding questions

Unit 3 Planner for "The Lotus Seed"



How does our past impact our future?
Find out why it's important to value the past.



Reading

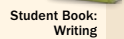
Build Background and Vocabulary

Read, Respond, and Build Skills

Build Fluency

Language

Develop Language



Writing

Realistic Short Story Project 5

LESSON 1


Build Background

Digital Library

Video Learn About Vietnam's Past T178

Connect

- Quickwrite T178



BY SHERRY GARLAND
ILLUSTRATED BY TATSURO KIUCHI

LESSON 2

Build Vocabulary

Key Vocabulary T182

- Introduce and Make Category Charts

arrive **emperor** **special**
bloom **forget** **throne**
chapter **remember**

Literary Analysis

Analyze Interactions T183

Focus Strategy

Visualize T183

Read the Selection T184-T194

Introduce the Genre

- Realistic Fiction, Poem
- Analyze Characters T189
- Analyze the Structure of a Poem T194

Focus on Reading

Analyze Interactions

Focus on Vocabulary

Use Word Parts

- Use Prefixes and Suffixes

Focus Strategy

Visualize

Reading Fluency

Intonation T187

- Daily Fluency Practice PD60

Accuracy and Rate T185

Comprehension Coach

Language & Grammar

Describe People, Places, and Things T188

Use Adjectives That Describe

- Introduce and Practice with Transparency 24 and Grammar Routine PD54

LESSON 1W

Model Study

Realistic Short Story T108W

LESSON 2W

Writing Application

Write a Realistic Short Story

Prewrite

- Plan Realistic Story Elements T110W
- Organize Events T111W

Track coverage of Common Core State Standards using citations and correlations

Build language proficiency

Align reading and writing instruction

T177c Unit 3 A New Chapter

Ⓢ = Tested on Selection Test and/or Unit Reading and Language Test

Level B Teacher's Edition



Teachers Edition Level B

Online Planner
myNGconnect.com



LESSON 3	LESSON 4	LESSON 5
<p>Build Vocabulary</p> <p>Key Vocabulary</p> <ul style="list-style-type: none"> Review and Practice T195 arrive emperor special bloom forget throne chapter remember <p>L.7.6</p>	<p>Build Vocabulary</p> <p>Key Vocabulary</p> <ul style="list-style-type: none"> Practice with Routine 4 PD36 arrive emperor special bloom forget throne chapter remember <p>L.7.6</p> <p>Academic Vocabulary</p> <ul style="list-style-type: none"> Introduce and Practice T196 identify analyze <p>L.7.6</p>	<p>Build Vocabulary</p> <p>Key Vocabulary</p> <ul style="list-style-type: none"> Practice with Routine 9 PD41 arrive emperor special bloom forget throne chapter remember <p>L.7.6</p>
<p>Return to the Selection T195</p> <p>Connect Reading and Writing</p> <p>Critical Thinking</p> <ul style="list-style-type: none"> Summarize RL.7.2 Compare Interpret RL.7.1 Inference RL.7.1 <p>Write About the</p> <ul style="list-style-type: none"> Write an opinion paragraph responding to this statement: "It is important to remember the past." <p>W.7.9; W.7.10</p>	<p>Return to and Extend the Selection T196-T197</p> <p>Vocabulary Strategy</p> <ul style="list-style-type: none"> Use Word Parts L.7.4.b Use Prefixes T197 <p>Literary Analysis</p> <p>Compare Characters RL.7.6</p>	<p>Extend the Reading</p> <p>Vocabulary Strategy</p> <p>Leveled Library</p> <p>Content Library</p>
<p>Reading Fluency</p> <p>Intonation T187 RL.7.10</p> <ul style="list-style-type: none"> Daily Fluency Practice PD60 Self-Assessment T195 <p>Accuracy and Rate T185</p> <ul style="list-style-type: none"> Self-Assessment T195 <p>Comprehension Coach</p>	<p>Reading Fluency</p> <p>Intonation T187 RL.7.10</p> <ul style="list-style-type: none"> Daily Fluency Practice PD60 <p>Accuracy and Rate T185</p> <p>Comprehension Coach</p>	<p>Reading Fluency</p> <p>Intonation T187 RL.7.10</p> <ul style="list-style-type: none"> Daily Fluency Practice PD60 <p>Accuracy and Rate T185</p> <p>Comprehension Coach</p>
<p>Grammar</p> <p>Use Adjectives That Describe L.7.1</p> <ul style="list-style-type: none"> Introduce and Practice with Transparency 25 and Grammar Routine PD54 	<p>Grammar</p> <p>Use Adjectives That Describe L.7.1</p> <ul style="list-style-type: none"> Introduce and Practice with Transparency 26 and Grammar Routine PD54 	<p>Language & Grammar</p> <p>Describe People, Places, and Things SL.7.1</p> <ul style="list-style-type: none"> Pair Talk T199 <p>Grammar & Writing</p> <ul style="list-style-type: none"> Write About People, Places, and Things T199 Use Adjectives That Describe L.7.2.a
LESSON 3W	LESSON 4W	LESSON 5W
<p>Writing Application W.7.3</p> <p>Draft Your Realistic Short Story T112W</p> <p>Drafting Tips</p> <ul style="list-style-type: none"> What to Do If Your Writing Sounds Like a List T113W 	<p>Writing Application</p> <p>Evaluate the Work T114W</p> <p>Revise T114W-T115W</p> <ul style="list-style-type: none"> Gather Feedback: Read Aloud to a Partner Mark Changes to Add, Delete, and Rearrange Text <p>W.7.5</p>	<p>Writing Application</p> <p>Edit and Proofread T116W-119W</p> <ul style="list-style-type: none"> Grammar Workout: Check Adjectives Spelling Workout: Check Compound Words Mechanics Workout: Check Abbreviations <p>Presentation Manual TXX</p> <ul style="list-style-type: none"> Read a Story Aloud

ⓘ = Tested on Unit Writing Test ⓘ = Tested on Language Acquisition Assessment ⓘ = Program Rubric

Selection Planner T177d

Monitor progress on Common Core State Standards

THE DIGITAL PATH

Access digital resources for planning and teaching through myNGconnect.com



Realize Achievement

A variety of digital and print assessment tools for placement tests, progress monitoring, and summative assessments help teachers make informed instructional decisions every step of the way.

Assess & Place

- Measure phonics and decoding ability
- Determine reading level (Lexile®)
- Place into the appropriate program level



Instruct

Develop language and provide explicit and systematic instruction in:

- Reading Fundamentals
- Vocabulary
- Comprehension and Critical Thinking
- Grammar and Sentence Structure
- Literary Analysis
- Listening and Speaking
- Reading Strategies
- Writing

Assess to Monitor Progress

- Quick Checks and Selection Tests for timely information to target instruction
- Unit Tests to measure skills mastery and monitor progress

Reteach

Reteaching prescriptions for tested skills

Show Success!

Use these measures to move students to the next program level or to exit them from the program:

- Summative Assessments demonstrate achievement at mid- and end-of-level
- Reading Lexile® Gains Test shows increase in reading level
- Reading Fluency Measures show increase in words read correct per minute



eAssessment: Digital Option

eAssessment offers a complete suite of digital assessment tools including immediate feedback and reteaching prescriptions. The digital platform prepares students for online, Common Core testing.

my NG connect™ User Management Console (UMC) Jenny Morales Change Password Help Logout

Home Manage File Rostering Reports & Grading

Reports & Grading

Home → Period 2 Class → Life Science Standards Report

Inside Standards Report - Class
Reading: Literature

Level A Reading Literature Go

Teacher: Morales, Jenny
Grade: Level A
Class: Period 2 Class
School: Demo School
District: Demo District

Student Performance by Standards

Student Name	Test Score	Standards Performance									
		RL.E.1	RL.E.2	RL.E.3	RL.E.4	RL.E.5	RL.E.6	RL.E.7	RL.E.8	RL.E.9	RL.E.10
Anderson, Shawn	50%	●	●	●	●	●	●	●	●	●	●
Clayton, Lamar	90%	●	●	●	●	●	●	●	●	●	●
Fuente, Manuel	50%	●	●	●	●	●	●	●	●	●	●
Gomez, Alejandra	100%	●	●	●	●	●	●	●	●	●	●
Johnson, Shawn	80%	●	●	●	●	●	●	●	●	●	●
Class Average	74%	●	●	●	●	●	●	●	●	●	●

● 0% - 49% ● 50% - 69% ● 70% - 79% ● 80% - 100%

my NG connect™ User Management Console (UMC) Jenny Morales Change Password Help Logout

Home Manage File Rostering Reports & Grading

Reports & Grading

Home → Period 2 Class → Unit Test Report

Inside - Unit Test - Class Report

Reading and Language First Test Submitted 09/28/2014

Level A Unit 1 Unit Test Report Go

Class Averages by Skill & Test Form

Teacher: Morales, Jenny
Level: Level A
Class: Period 2 Class
School: Demo School
District: Demo District


Results by Student

Student Name	Percent Score			
	Comprehension	Grammar	Vocabulary	Overall Test
Anderson, Shawn	0%	20%	100%	38%
Clayton, Lamar	75%	80%	100%	85%
Fuente, Manuel	50%	100%	100%	81%
Gomez, Alejandra	17%	100%	100%	69%

my NG connect™ eAssessment Welcome, Alan Blackfoot | Demo Class INSIDE ? X

Review: Level A - Unit 2 - Unit Test - Reading and Language **Score: 23/37** Exit

Directions: Read the passage. Then answer the question.



Water's Worth

"When the well is dry, we know the worth of water."
—Benjamin Franklin, 1746

What did Ben Franklin mean? When something is gone, we understand how much we need it. This is especially true for water. Every living thing on Earth needs water. Without water, there is no life. It may seem that we will never run out of water. However, let's look at the facts. Ninety-seven percent of Earth's water is in our oceans.

25 Which detail explains why Earth has a small amount of drinking water?

- A It may seem that we will never run out of water.
- B Ninety-seven percent of Earth's water is in our oceans.
- C Experts worry that small percentage of usable water will not last.
- D Governments and individuals are trying to solve this problem.

1 2 3 4 5 6 7 8 9 10 11 12 13 14 15 16 17 18 19 20 21 22 23 24 25 26 27 28 29 30 31 32 33 34 35 36 37 25 of 37

Discover Inside

For the Students



Student Book and Student eBook



Student eEdition



Student Website
myNGconnect.com

Digital Assets

- Digital Library
- Comprehension Coach
- My Assignments
- Selection Recordings
- Fluency Models
- Close Readings MP3s
- Glossaries in 8 languages
- eAssessment



Writing Student Book



Practice Book



Writer's Workout

Assessment | Print and Online



e-Assessment Website
myNGconnect.com

Digital Assets

- Online assessments
- Reports
- Individualized reteaching prescriptions



Assessment Handbook



Placement Test
Test Booklets
Teacher's Manual




ExamView® Test
Generator



For the Teachers



Teacher's Edition with Language and Selection CDs



Practice Book
Teacher's Annotated Edition



Teacher Website
myNGconnect.com



Inside the USA




Word Builder



Writer's Workout

Digital Assets

- Online Lesson Planner
- Presentation Tool
- Progress Reports
- Transparencies
- Teaching and Learning Resources
- Family Newsletters in 8 languages
- Online Professional Development



Teacher Scripts



Inside Phonics Kit



Sound/Spelling
Cards




Sounds &
Songs CDs




Unit Test
Test Booklets
Teacher's Manual




Summative Assessment
Level Test Masters
Teacher's Manual



English Language Gains Test
2 Forms
Teacher's Manual



Reading Level Gains Test
3 Forms
Teacher's Manual



Test Preparation
PARCC Assessments
Smarter Balanced
Assessments



INSIDE

David W. Moore
Deborah J. Short
Michael W. Smith
Alfred W. Tatum
Josefina Villamil Tinajero
Gretchen Bernabei



Learn more about Inside

NGL.Cengage.com/Inside
888-915-3276

***See our K-6 solution, National Geographic Reach,
by visiting NGL.Cengage.com/ngreach***

 NATIONAL
GEOGRAPHIC
LEARNING

 CENGAGE

AUG/20

ISBN-13: 978-12857-83147
ISBN-10: 12857-8314X

