




State of Kuwait
Ministry of Education

Modified



Target **English**

Student's Book



Grade
6

تم تحميل الملف من

مدرستي

الكويتية

school-kw.com



للوصول الأسرع لحلول الكتب
همل التطبيق **اضغط هنا**

تجدنا في هوجل اكتب «مدرستي» 



State of Kuwait
Ministry of Education



Modified

Target English

Student's Book

 **LONGMAN**

Judith Greet

Grade

6

© Ministry of Education - State of Kuwait. 2007
*All rights reserved; no part of this publication
may be reproduced, stored in a retrieval system,
or transmitted in any form or by any means, electronic,
mechanical, photocopying, recording, or otherwise,
without the prior written permission of the Publishers.*

*The Longman imprint is the property of Pearson Education
being used under license from Pearson Education.*

First printed in 2007/2009

2nd edition 2016/2017 - 2018/2019 - 2019/2020

Deposit No : 36 / 2016

Printed in Kuwait by: Dar Al Qabas Press, Printing and Publishing

The publisher wishes to thank the Evaluation
Committee of Kuwait Ministry of Education:

Professor Najat Al-Mutawa, Kuwait University;
**Professor M. Rifqy Eassa, Educational Holding
Group;**
Dr. Yusur Al-Madani, Kuwait University;
**Dr. Badria A. Al-Haji, College of Basic Education
(PAEET);**
Mrs. Sakina A. Hussein, Senior Supervisor, MoE;
Mr. Mohamed Nagib Ali, ELT Supervisor, MoE;
**Mr. Sayed Ghareeb Abdel Rahman, Supervisor,
MoE;**
Mr. Alhu Hamu Sharaha, Senior Teacher, MoE;
Mrs. Khawla Al-Refaee, Senior Teacher, MoE;
Ms. Aisha Al-Awadhi, Assistant Principal, MoE.

Acknowledgements:

*The authors and publishers are grateful to all
those who have given permission to reproduce
copyright material, in particular the artist
Ayoub Hussein*

The publisher wished to thank the Modification
Committee of Kuwait Ministry of Education (2016/ 2017)

Mrs Suzan AL-Bashiti, ELT general supervisor, MoE
Mrs Huda AL Ammar, ELT senior supervisor, MoE
Mr MY Abdelaziz Adnani, ELT supervisor, MoE
Mr Ashraf Ali Khaled, ELT supervisor, MoE
Mr El Habib Rezzouk, ELT supervisor, MoE
Mrs Fatma Muhammad AlKamali, teacher, MoE
Mr Khaled Fahad Al Dhafeeri, teacher, MoE
Ms Joza Al Otaibi, Head of foreign Languages, MoE



Pdf Book



Share on evaluation

بِسْمِ اللَّهِ الرَّحْمَنِ الرَّحِيمِ

Table of Contents

Snapshots of Kuwait

Pages

Module 1

Unit 1	A famous artist	17
Unit 2	An advertisement for Kuwait	23
Unit 3	A local television programme	29

World of Water

Module 2

Unit 4	Potable water	37
Unit 5	Sea world secrets	43
Unit 6	A brave boy	49
Project 1		

Science and Scientists

Module 3

Unit 7	Science Data	59
Unit 8	Science in our life	65
Unit 9	Famous people	71

Countries and Holidays

Module 4

Unit 10	Communicating with the world	79
Unit 11	A beautiful country	84
Unit 12	On Holiday	89
Project 2		

Literature Time

Words to remember

Synopsis

Module One:

Unit Title	Specific Competencies		Language Functions «Speech Acts»	Language Structures
1. A Famous Artist	L	<ul style="list-style-type: none"> • 1.2 • 1.3 	<ul style="list-style-type: none"> • Talk about plans • Describe a picture • Express and exchange opinion • State preferences 	<ul style="list-style-type: none"> • Use Sequencing Words • Use words related to Kuwait culture • Use "used to" and "didn't use"
	S	<ul style="list-style-type: none"> • 2.1 • 2.2 		
	R	<ul style="list-style-type: none"> • 3.1 • 3.2 		
	W	<ul style="list-style-type: none"> • 4.2 • 4.3 		
2. An Advertisement for Kuwait	L	<ul style="list-style-type: none"> • 1.1 • 1.2 	<ul style="list-style-type: none"> • Predicting • Giving opinions • Talking about holiday plans • Make arrangements • Making decisions and choices 	<ul style="list-style-type: none"> • Use words related to Kuwait culture • Use First Conditional if in both spoken and written form • Use sequencing words • Review, edit and rewrite own work • Develop imaginative thinking • Develop logical thinking
	S	<ul style="list-style-type: none"> • 2.2 • 2.3 		
	R	<ul style="list-style-type: none"> • 3.2 • 3.3 		
	W	<ul style="list-style-type: none"> • 4.1 • 4.2 		
3. A Local Television Programme	L	<ul style="list-style-type: none"> • 1.2 • 1.4 	<ul style="list-style-type: none"> • Recounting experiences/events • Narrating on a sequence of past of events • Stating preferences • Describing • Exchange information 	<ul style="list-style-type: none"> • Sequencing • Use past tense • Use the right word stress in a sentence • Prefer \like\enjoy + gerund • Punctuating for direct speech • Use words related to Kuwait culture
	S	<ul style="list-style-type: none"> • 2.2 • 2.4 		
	R	<ul style="list-style-type: none"> • 3.2 • 3.4 		
	W	<ul style="list-style-type: none"> • 4.2 • 4.4 		

Synopsis

Module Two:

Unit Title	Specific Competencies		Language Functions «Speech Acts»	Language Structures
4. Potable Water	L	<ul style="list-style-type: none"> 1.1 1.3 	<ul style="list-style-type: none"> Identify information Express and exchange opinions Discuss and exchange information Describe pictures and places Talk about a text 	<ul style="list-style-type: none"> Use relative pronouns (who/ which) Identify meanings of antonyms Use imperatives (R) Use must (R) Use words related to Water and Sea Life
	S	<ul style="list-style-type: none"> 2.1 2.4 		
	R	<ul style="list-style-type: none"> 3.1 3.2 3.4 		
	W	<ul style="list-style-type: none"> 4.1 4.2 4.4 		
5. Sea World Secrets	L	<ul style="list-style-type: none"> 1.1 1.4 	<ul style="list-style-type: none"> Seek information and make inferences Engage in conversations Exchange opinions and information Ask for / give information locate information Interpret information from pictures Write a short story 	<ul style="list-style-type: none"> Use past continuous with <when> Use present simple (R) Describe past events Use context clues (pictures) to determine word meaning Utter words with voiceless parts Use words related to Water and Sea Life
	S	<ul style="list-style-type: none"> 2.2 2.3 		
	R	<ul style="list-style-type: none"> 3.1 3.2 3.4 		
	W	<ul style="list-style-type: none"> 4.2 4.3 		
6. A Brave Boy	L	<ul style="list-style-type: none"> 1.2 1.4 	<ul style="list-style-type: none"> Seek information Discuss and exchange information Describe feelings Clarify and defend a position Express emotions Find information Re-tell a story 	<ul style="list-style-type: none"> Use past continuous with <While> Use past simple (R) Organise notes in a meaningful sequence Reorder sentences Generate ideas for writing with peers Identify words with the /8 / sound in sentences Use words related to Water and Sea Life
	S	<ul style="list-style-type: none"> 2.2 2.3 		
	R	<ul style="list-style-type: none"> 3.1 3.2 3.3 		
	W	<ul style="list-style-type: none"> 4.1 4.2 4.3 		

Synopsis

Module Three:

Unit Title	Specific Competencies	Language Functions «Speech Acts»	Language Structures	
7. Science Data	L	<ul style="list-style-type: none"> • 1.2 • 1.3 	<ul style="list-style-type: none"> • Analysing and interpreting data from graphic features • Ordering • Asking for information • Giving information • Explaining • Describing an experiment • Following a process • Exchanging opinions and information 	<ul style="list-style-type: none"> • Use Sequencing Words • Use words related to Science • Respond to the sound patterns of English/final s/ • Use Present Simple Passive in context • Use context clues to determine word meaning • Use capitalisation and punctuation • Review, edit and rewrite own work. • Develop logical thinking • Develop teamwork spirit
	S	<ul style="list-style-type: none"> • 2.2 • 2.4 		
	R	<ul style="list-style-type: none"> • 3.1 • 3.2 • 3.4 		
	W	<ul style="list-style-type: none"> • 4.1 • 4.2 		
8. Science In Our Life	L	<ul style="list-style-type: none"> • 1.2 • 1.4 	<ul style="list-style-type: none"> • Predicting • Giving opinions • Showing knowledge from other subjects • Showing concern for others and the planet • Sharing information 	<ul style="list-style-type: none"> • Pronounce cup vs cap • Use Modals(will won't could might) to express future • Use words related to Science • Use capitalisation and punctuation • Review, edit and rewrite own work • Develop imaginative thinking • Develop logical thinking
	S	<ul style="list-style-type: none"> • 2.1 • 2.2 		
	R	<ul style="list-style-type: none"> • 3.1 • 3.2 • 3.4 		
	W	<ul style="list-style-type: none"> • 4.2 • 4.4 		
9. Famous People	L	<ul style="list-style-type: none"> • 1.1 • 1.2 	<ul style="list-style-type: none"> • Recounting experiences/ events • Clarifying • Describing • Defining • Gathering information about a famous person • Expressing opinion • Exchange information 	<ul style="list-style-type: none"> • Respond to the sound patterns of English/final-ed in verb past forms/ • Use Tag questions • Use Past Simple (R) • Use words related to Science • Use capitalisation and punctuation • Review, edit and rewrite own work • Develop imaginative thinking • Develop logical thinking
	S	<ul style="list-style-type: none"> • 2.2 • 2.3 		
	R	<ul style="list-style-type: none"> • 3.2 • 3.3 • 3.4 		
	W	<ul style="list-style-type: none"> • 4.2 • 4.3 		

Synopsis

Module Four:

Unit Title	Specific Competencies		Language Functions «Speech Acts»	Language Structures
10. Communicating with the World	L	• 1.1	<ul style="list-style-type: none"> • Talk about personal interests • Make arrangements • Make suggestions • Express opinion 	<ul style="list-style-type: none"> • Use words related to countries and holidays • Use be + going to + inf. • Use good at / like + ing • Use parts of speech, subject-verb agreement, capitalization and punctuation marks
	S	• 2.2 • 2.4		
	R	• 3.1 • 3.2		
	W	• 4.1 • 4.4		
11. A Beautiful Country	L	• 1.2 • 1.4	<ul style="list-style-type: none"> • Describe places and things • Express likes and dislikes and give reasons • Give and understand directions 	<ul style="list-style-type: none"> • Use words related to countries and holidays • Use comparative and superlative adjectives • Use Imperatives (directions) • Use parts of speech, subject-verb agreement, capitalization and punctuation marks
	S	• 2.1		
	R	• 3.1 • 3.2 • 3.4		
	W	• 4.1 • 4.3		
12. On Holiday	L	• 1.1 • 1.3	<ul style="list-style-type: none"> • Ask for and give information • Report on past events • State preferences • Describe personal experiences 	<ul style="list-style-type: none"> • Use words related to countries and holidays • Use present perfect with not yet and already • Use past simple (R) • Use parts of speech, subject-verb agreement, capitalization and punctuation marks
	S	• 2.1 • 2.2 • 2.3		
	R	• 3.1 • 3.2 • 3.3		
	W	• 4.2 • 4.4		



Snapshots of Kuwait



You are expected to:

- Talk about holiday plans.
- Read to locate information.
- Write about interesting places in Kuwait.

Activities:

- Describing pictures
- Designing a brochure
- Writing an advertisement



Unit 1

A Famous Artist

Before you read


1. Describe what you can see in the picture. Do you like it? Why? Why not?

**Yes, I like it very much
Because I like life in the past**



Reading

2. Read the information. Do you think the baby in the picture is from 1927? **Yes, I think so Because it is very old**



Ayoub Hussein, the famous artist, painted this picture. He was born in Kuwait in 1932. He used to be a teacher. In 1956, he was the first person to work at the Kuwait Museum. He built models of old Kuwaiti buildings. He has painted over 600 paintings about old Kuwait.

Ayoub Hussein passed away at the age of 79.

This painting shows a baby sleeping soundly. Decades ago when a baby was born, the parents didn't use to buy a cot.

They used to put lots of cloth in a large basket. The baby used to sleep in it for about ten days. Then the parents bought the baby a manazz or a karouka. A manazz used to be made of palm leaves. A karouka used to be made of wood.

3. Answer these questions:

1 - What is the best title for the passage? **A famous Artist**

2 - Where did babies use to sleep? **In a manazz or karouka**

3 - What does the underlined pronoun "They" refer to? **Parents**

4 - Would you like to be an artist? Why? Why not? **Yes, I would. I like painting**

4. Visit the art class and describe some of the paintings.

Unit 1

Grammar: used to / didn't use to

5. Read the sentences and answer the questions.


1. Do babies sleep in large baskets today?
2. When did they sleep in them?

used to sleep

**No, they don't
They sleep in a cot**

In the past

6. Look at the pictures about Ali and make sentences like the example.



Ali used to live in a small house but now he lives in a huge house.



Ali used to but now he
.....

Ali didn't use to but now he
.....

Speaking

7. Ask your friend these two questions.

Think of three more questions to ask.

When did you use to go to bed?

What did you use to eat when you were a baby?

Where did you use to play

Where did you use to sit with your family

What did you use to wear

Ayoub Hussein's Paintings

Before you listen

8. Say one sentence about each painting.

a x



A man is carrying a boat

b ١



Two women are carrying their clothes

c ٢



An old woman is walking with a woman

d ٣



some people are carrying the furniture



Listening

9. Listen to a description of three of the paintings. Put them in order.

Which painting is not described?



Speaking

10. Talk about these questions with a friend.

1

Which painting do you like best? Why?

2

Where would you put it? Justify.

The Painting number d. It's about wedding in the past

In my bedroom. I like the past .It's simple and peaceful

Unit 1

Vocabulary

11. Match the numbers and the phrases.



in the background ٣ in the foreground ٢ on the left ٤
on the right ٥ in the middle ١

Use each phrase to describe the picture.

Speaking

12. Look at this painting and answer these questions in pairs.

1. What is in the background? **the sea**
2. Who is in the foreground? **the men**
3. What is the man wearing? **A shirt and a skirt**
4. What is he carrying? **a boat**
5. Where did he get it from? **From his house**
6. What is it made of? **It's made of wood**
7. What is he going to do? **Fishing in the sea**
8. What is on the right of the picture? **A man carrying another boat**
9. What is on the left?

An old house



Writing

13. Write your answers to the questions in one paragraph in your notebook.

Speaking

1. Describe picture 1.

Picture 1 Ramadan Memories



In the background, there ...

In this picture, I can see ...

In the foreground, there ...

On the right,
there ...

On the left, there ...

2. Look at picture 2. Do you prefer picture 1 or picture 2? Why?

Picture 2 Games



I like
toys.

It's like my
grandmother's
house.

I prefer picture ... because ...

I like the
colours in
picture ...

Unit 2

An Advertisement for Kuwait

Before you read

1. Look at the pictures. Discuss the questions.



Failaka



Kuwait Towers



Scientific Center



Dickson House

1. What are these places called?
2. Have you visited any of them?
3. Which do you think is the most interesting?



Reading

2. Read the adverts. Match them with the pictures in Exercise 1.

1 It was opened in 2000. It has the largest aquarium in the Middle East. It also has a harbour with seven dhows in it. If you go at the right time, you will see divers feeding the sharks.

2 Standing on a height of 187m, 147m and 113m above sea level, these three towers are home to restaurants, cafés and halls. The main tower consists of the Ground Floor, Main Sphere and the Viewing Sphere.

3 This was built in 1870 by a Kuwaiti businessman. In 1929, a British man, Colonel Dickson lived in it with his wife, Umm Saud. She lived there until 1990. If you go there, you will learn a lot about old Kuwait.

4 It is twenty kilometres to the east of Kuwait City. It is one of the most beautiful and most famous islands in Kuwait. If you go there, you will see buildings that are more than two thousand, four hundred years old. In this photograph you can see a building from this time.

3. Answer the questions.

1. Where will you go if you are interested in history?
2. Which place was opened in 2000?
3. Where can you get a good view of the city?

To Failaka Island

The Scientific Centre

At Kuwait Towers

Dickson's wife

Failaka Island is my favourite place to visit Because It's full of history It's got temples and museums It's got historic buildings

oun in paragraph 3 refer to?

ke to have in Kuwait. Give reasons.

Unit 2

Grammar: First conditional: if + present simple, ... will + infinitive

If you go to Failaka Island, you will see old buildings.

If you don't go to Failaka Island, you won't see old buildings.


5. Match the two parts of the sentences.

1. **c** If you go to Entertainment City,
2. **a** If you don't visit the aquarium,
3. **d** If you read books,
4. **b** If my friend doesn't go to bed early,

- a. you won't see the shark.
- b. he will be tired in the morning.
- c. you will have great fun.
- d. you will learn new words.

Speaking

6. You are running for president of the school student's council, stand up and make sure your friends will choose you.



Unit 2

Before you listen

7. Discuss these questions..

At airport

- 1, Where can you see this?
- 2, Have you ever been there?

Why? **yes, I have been there with my family**

FLIGHT	TO	VIA	REMARKS	TIME
KU 560	Sohag			
EK 856	Dubai		Departed	9:00
G9 126	Sharjah		Departed	9:15
KU 117	New York		Cancelled	9:30
EY 302	Abu Dhabi		Departed	10:00
KU 117	New York		Cancelled	10:15
FZ 056	Dubai		Departed	10:30
QR 133	Doha		Departed	10:45
KU 773	Riyadh		Departed	10:00
GF 214	Bahrain		Cancelled	10:15
U 302	Shiraz		Cancelled	10:30
U 743	Dammam		Cancelled	10:45
U 204	Dubai		Final Call	10:00
U 204	Abu Dhabi		Cancelled	10:15



Listening

8. Listen to Tom and Sam talking. Where did Tom go on holiday?

9. Listen again. Write the correct day next to each place.

Entertainment City	Sunday
Shopping	Tuesday afternoon
The Grand Mosque	Monday
Failaka	Saturday
The Red Fort	Tuesday morning
Kuwait Towers	Thursday
The National Museum	Friday



Use the information in the table to write about Tom's holiday.

On Thursday, Tom went to Kuwait Towers. He went to the National Museum on Friday

Tom went to the Entertainment City on Sunday. He went shopping on Tuesday afternoon
He visited the Grand Mosque on Monday. He went to Failaka on Saturday. Tom went to the

Red Fort on Tuesday morning



Writing

10. If you think about writing an advert, tick (✓) the correct answers.



1. Which of these sentences could start an advert about Kuwait?

- a. It's a good place to go
- b. Kuwait - a fantastic country to visit!
- c. You can see interesting things there

2. Which of these sentences could end an advert?

- a. Come to Kuwait and enjoy Kuwait!
- b. It's not too expensive
- c. There's a nice airport

3. Which of these things could you find in tourist information about Kuwait?

- | | | | |
|-----------------------------------|-------------------------------------|-------------------------------|-------------------------------------|
| a. Old places to visit | <input checked="" type="checkbox"/> | b. How many schools there are | <input type="checkbox"/> |
| c. Places to swim | <input type="checkbox"/> | d. The names of beaches | <input checked="" type="checkbox"/> |
| e. How to make oil | <input checked="" type="checkbox"/> | f. Lovely food | <input checked="" type="checkbox"/> |
| g. The weather | <input type="checkbox"/> | h. The jobs people have | <input type="checkbox"/> |
| i. The number of people in Kuwait | <input type="checkbox"/> | j. Exciting things to do | <input checked="" type="checkbox"/> |

4. Which of these adjectives might you use to describe Kuwait?

- | | | | |
|--------------|-------------------------------------|------------------|-------------------------------------|
| a. nice | <input checked="" type="checkbox"/> | b. wonderful | <input checked="" type="checkbox"/> |
| c. best | <input checked="" type="checkbox"/> | d. funny | <input type="checkbox"/> |
| e. bad | <input type="checkbox"/> | f. cold | <input type="checkbox"/> |
| g. beautiful | <input checked="" type="checkbox"/> | h. rough | <input type="checkbox"/> |
| i. lovely | <input checked="" type="checkbox"/> | j. old-fashioned | <input type="checkbox"/> |



Unit 2

11. Read these adverts for Kuwait. Which is the best? Why?
It's detailed and the pictures are very attractive

1

Kuwait is a very nice place. You can visit museums and swim in the sea and eat very nice food.



2

Kuwait is a wonderful country. Kuwait City is modern and there are some interesting places to visit. As well as the Kuwait Towers, you can visit museums, Failaka Island and the Red Fort. You can also have lots of fun at the Entertainment City where you can go on rides, see shows and play games.




3

Kuwait is an interesting country. You can visit fantastic museums and old fashioned buildings. When it is very hot, you can go scuba diving.

Writing an advert

12. Read the advert and complete it using these words:


(visit - fast - amazing - two cameras - new)



Special!
Offer
100 KD

A Great Phone!

New! Our beautiful, modern phone. It's easy to phone your friends and get online



Don't miss the **new** edition of our mobile phone. It has an .. **amazing** .. price so everyone can buy it. It comes with a **fast** Internet browser and **Two cameras** We have the greatest deal for you, come and **visit** our shop.

13. In groups, discuss the following questions

- 1 - Does the advert talk about the mobile screen? **No, it doesn't**
- 2 - Do you know about the apps in that phone? **Yes, I do. I have some experience**
- 3 - Does it come with any accessories? **Yes , it comes with some accessories**

14. Tick (✓) the features that can be added in the above advertisement to make it better.

- | | |
|--|---|
| <input checked="" type="checkbox"/> Big screen | <input type="checkbox"/> Heavy |
| <input checked="" type="checkbox"/> Wi-Fi | <input type="checkbox"/> Expensive |
| <input checked="" type="checkbox"/> A variety of apps. | <input checked="" type="checkbox"/> Easy to use |
| <input checked="" type="checkbox"/> Waterproof | <input checked="" type="checkbox"/> Advanced technology |

A Local Television Programme

Before you read

1. Discuss these questions.

1. What can you see in the picture? **I can see a car accident**
2. What has happened? **A car's hit another car**
3. What will happen?

The ambulance will come to take the Injured people to hospital



Reading

2. Read the text and answer this question.

Where is this television programme?

- a - in a school b - in a police station c - in a hospital ✓

Last week we saw the first episode of Road Safety. We met the main actors – the doctor, the nurse and the receptionist. At the beginning of the programme, an ambulance brought a young girl to Al-Amiri hospital. A car hit her. She had a broken leg and cuts on her head. She was very frightened and she could not remember her name. First, the nurse asked her some questions but the girl didn't answer. Then the doctor x-rayed her leg and put a plaster on it. At the end of the episode, the receptionist told them, "A man has just asked about the girl."

"Where is he?" asked the doctor.

"He's gone," said the receptionist. "He left hastily."

What will happen this week?

Comprehension

3. Answer the following questions:

- 1 - Who took the girl to the hospital? **The ambulance took the girl**
- 2 - Why did the doctor put a plaster on her leg? **She had a broken leg**
- 3 - What does the underlined pronoun it refer to? **The broken leg**
- 4 - Why should people drive carefully? **To save themselves. To avoid accidents**

4. What rules may help reduce car accidents?

**Drive carefully
Follow traffic lights
Don't cross the roads
Don't use the mobile**



Grammar: Question Formation

5. Read these sentences. Then read the question.

The girl had an accident.
The doctor x-rayed the girl's leg.

How do we make questions with these sentences?

Tick (✓) the right form of questions.

A		B	
1. Did she have an accident?	<input checked="" type="checkbox"/>	She had an accident?	<input type="checkbox"/>
2. When she had an accident?	<input type="checkbox"/>	When did she have an accident?	<input checked="" type="checkbox"/>
3. Did x-ray the doctor her leg?	<input type="checkbox"/>	Did the doctor x-ray her leg?	<input checked="" type="checkbox"/>
4. What did the doctor do?	<input checked="" type="checkbox"/>	What the doctor do?	<input type="checkbox"/>

Where did the driver go
What did the police do
Who came to the hospital
When did the girl remember her name
Did the police find the driver
Did the girl know the driver

er / stop

driver stop?

e didn't.

- | | |
|--|--------------------------------------|
| 1. Where / the driver go | 2. What / the police do |
| 3. the girl's parents come to the hospital | 4. When / the girl remember her name |
| 5. the police / find the driver | 6. the girl / know the driver |

Pronunciation

7. Listen to the way we say these questions.

When did the accident happen?

Did the driver stop?

Now you say them.

8. Read these questions. Listen and say.

1. What happened to the girl?
2. Who was the driver?
3. Did she have a broken arm?
4. Was he a careful driver?

Writing

9. Look at the punctuation marks in these sentences.

The receptionist told them, "A man has just asked about the girl."
 "Where is he?" asked the doctor.
 "He's gone," said the receptionist. "He left hastily."

10. Ask a friend these questions. Write down what he or she says. Use the correct punctuation marks.

- How old are you? "I am twelve years old," said Jumana.
- What is your father's job? **He is a teacher ."** said Ahmed
- What are you doing at the weekend? **I am going to the club ."** said Ali
- Where are you going on holiday this year?
I am going to Dubai this year ." said Omar

11. What happens in the next episode of the story?

Look at the pictures and tell the story.



11. In your own words, write an ending to the story.
The girl got better and the parents were very tolerant with the driver. He promised to drive carefully next drive

Unit 3

Before you listen

12. Look at the picture and discuss the questions.

- Who are they? **They are Um Khamas family**
- Do you enjoy watching this programme? Why?/Why not? **Yes, I enjoy watching it . It's funny**



13. Listen. Tick (✓) the television programmes they like.

	Programmes about animals	The news	Films	Cartoons	Sport
Najeeb		✓		✓	
Marwan			✓		✓
Nadia	✓				
Dalia			✓		

Grammar

14. Read the sentences in the box. Then write about you.

I **like** watching television.
I **prefer** listening to music.
I **enjoy** reading books.

I like drinking **orange juice in my free time**
I prefer **watching TV with my family** at the weekend.
I enjoy **eating pizza and burger**



Speaking

15. Work with your friends. Find the answers to these questions.

1

What television programmes did you watch last night?

I watched a comic play

2

What will you watch this evening?

I will watch a movie

3

How many hours of television do you watch every day?

I watch three hours everyday

4

How many hours of television do you watch at the weekend?

IMaybe,ten hours

5

Is a lot of television bad for you?

Yes , it's so bad

6

Do you learn anything from television?

Yes , I do. It's very useful

1. Read about two films.

A

This is a true story. A man and a woman meet while they are studying at university. He goes to live in Bahrain. She goes to live in Canada with her aunt and uncle. They both have great lives but they are not happy. Six years later, they come back to Kuwait. Watch the film to find out what happens. Sometimes it is funny, sometimes it is sad.

B

This is an exciting story. There are two families who do not like each other. Both families are very rich and live in huge houses. There are fast car races which are very exciting. We see people swimming in the sea with sharks and an octopus. It is very frightening. But ... one family loses all its money. Which one?

2. Choose a title for each film.

- 1 **The rich ... and the poor** 2 **Fast cars** 3 **Coming home** 4 **Good friends**

3. Are these sentences about film A or film B?

- 1, The two young people go to different universities but they meet at a friend's house. **A**
- 2, The grandfathers are old school friends but suddenly they do not like each other. **B**
- 3, The photographs from Bahrain and Canada are beautiful. **A**
- 4, The music is very fast and exciting. **B**
- 5, Each house is very big and expensive. **B**
- 6, I love the part of the film under the water. **B**
- 7, It is funny when the two people meet again. **A**
- 8, The man in the film is a better actor than the woman. **A**

4. Discuss these questions.

- 1, Which film do you want to see?
- 2, What do you think happens in the end?
- 3, Do you think both films are happy?
- 4, What kind of films do you like?
- 5, What is the best film you have seen?
- 6, Who is your favourite actor?

I want to see film A . It's funny but sad
Film A: A happy ending. Film B : Both rich families lose their money
No. I don't think so
I like comedy films
Vin Diesel is my best actor



World of Water



You are expected to:

- Listen and make simple predictions.
- Discuss and exchange information.
- Read and comprehend nonfiction texts.
- Write a short story.

Activities:

- Designing a poster.
- Determining the main idea.
- Discussing and exchanging information

Potable Water

Before you read

1. Answer the questions. **They are in Kuwait**

1. Where are these buildings?
2. How do people use them? **They use them to save water**
3. Why are they important to us?

Because they save water to use them



2. Reading

What do you know about water? Well, a person can live without food for more than a month, but a person can live without water for a week only. Water helps us to keep healthy and is very important to us.

Where do we get our water from in Kuwait?

Two thirds of the Earth is covered in water but we can only drink a little of it. Most of the water is sea water – but people can't drink it. Rich countries like Kuwait take the salt out of sea water to make drinking water. It is difficult to do this. They have to build desalination plants, which are very expensive. They keep the water in towers around the country. Kuwait Towers are famous over the world and they hold water, too.

Many people in the world do not have safe drinking water. Every year, many people die because they drink dirty water. We need water in our homes, in factories and for farming. It is important to use water carefully and we should never waste it.

Comprehension

3. Answer the questions.

1. What is the main idea of the text? **Places where Kuwait saves water**
2. How much of the Earth is not covered in water? **One third**
3. How does Kuwait get safe drinking water? **By desalination plants**
4. Why do many people die in poor countries? **Because they drink dirty water**

4. What do you think would happen to a person without water for more than one week?

He would die of thirst

Vocabulary

5. From the reading on page 37, find the opposite of the underlined words.

1. Some people in the world are very poor, , some are rich.
2. Do you think English is easy or difficult?
3. Was that computer game cheap or Expensive?
4. Is it dangerous or Safe to swim in the sea?
5. Are your shoes clean or dirty?

Grammar: Relative Pronouns: who/which

6. Look at the sentences in the box.

There are many people who do not have safe drinking water.
They have to build desalination plants which are very expensive.

7. Choose which or who.

1. Kuwait has desalination plants (who / which) are expensive to build.
2. People (who / which) live in some poor countries do not have clean water.
3. That's the man (who / which) fishes in the sea every day.
4. I've got a new book (who / which) is very interesting. It's about the sea.
5. Ali is the boy (who / which) washed the car.

Remember

We use **who** for people:

- A Journalist is someone **who** works for a newspaper.

We use **which** for things:

- A hat is something **which** you wear on your head.

8. Join the sentences together.

1. There's the man! He told me a funny story.

That's the man story told me a funny story.....

2. That's the new computer game! It's great fun to play.

That's the new computer game which is great fun to play.....

3. They are the teachers. They teach us English.

They are the teachers who teach us English.....

4. Those are the cats! They always sleep in my garden.

Those are the cats who always sleep in my garden.....

Before you listen

9. Talk about the questions with your partner.

What is in the picture? **It's an iceberg**

Where do you see these? **In the Arctic**

Are they made of salt water or fresh water?

They are made of fresh water



Listening

10. Listen to the interview. Which country is the man from?

11. Answer the questions. **He is from the KSA**

1. Where will he take the iceberg to? **To the port of Jeddah**

2. Why will he take it there? **They need fresh water**

3. Will the iceberg melt? **Some of it will melt**

4. What will pull the iceberg? **Six big boats**

5. How long will it take? **three months**

6. Do you think it is a good idea? **No, I don't think so**



Speaking

12. Discuss with a partner the different ways of using water.

We use water for

drinking, washing, watering plants and cooking

Unit 4

13. Work with your partners. Think and talk about the questions:

How do people waste water?

Tell the rest of the class your ideas.

They forget to turn the tap off



Writing

14. Write a sentence about each picture on the poster:

1. Don't **water plants at day**
2. Don't **leave taps on when you brush your teeth**
3. Don't **leave taps on when you wash**
4. Always **turn off the tap when you finish**
5. Always **use shower when you want to wash your self**

SAVING WATER



15. In groups, make your own poster telling people how to save water
Think of other ways to save water.

Unit 4

16. Put the sentences in the right order.

a. Finally, always walk across the road. Never run.	٤
b. Before you cross the road, find a safe place.	١
c. Next, look left and right and left again.	٢
d. Then stand near the road.	٣

17. Choose a title for the poster in Exercise 16.

Drive safely!

Be careful on the road!

Walk to school!

18. Choose the correct words to complete the poster.

a. Don't b. Walk c. Do d. Drink e. Eat f. Don't g. Always



Be healthy

- 1 **e** lots of fruit and vegetables.
- 2 **a** eat chocolate.
- 3 **c** some exercise every day.
- 4 **g** walk up the stairs.
- 5 **d** lots of water.
- 6 **b** to school.
- 7 **f** take the car.



Sea World Secrets

Reading

Before you read

1. Talk about these questions.

1. What is this animal? **The Whale Shark**
2. Is it dangerous? **No, it isn't**
3. Can you see it in the sea near Kuwait?

Sometimes, you can see it near Kuwait.

3. Read about three more sea animals.

A puffer fish has got four very sharp teeth. Some puffer fish have got spikes.

When it is frightened, a pufferfish drinks a lot of water so it is round and bigger.



b

Turtles have got beautiful shells.

When they want to lay eggs, they walk very slowly up the beach, dig a hole in the sand and lay their eggs in it.



c

4. Which animal am I?

1. Watch out!

b

2. I can't run fast!

c

3. I'm not dangerous

a

4. You can't see me!

d



a

2. Read and find the answers to the questions in Exercise 1.

The whale shark is the largest shark. It is eighteen metres long. It eats small fish and plants in the sea. It lives in warm waters and divers sometimes see one in the sea near Kuwait. They are not dangerous but they are very big so you mustn't swim near them.

Butterfly fish have got beautiful colours and patterns. They live in the coral reef. The other fish can't see them because butterfly can hide in the colourful reefs – then they can't eat them!



d

5. Look at the sentences in the box

Grammar: Past Continuous with when

I was swimming down to the shipwreck when I saw a whale shark.

There two action

- How many actions are there?
- Which action is longer? **was watching**
- Which action is shorter? **knocked**

Remember







We use the past Continuous for the action that was in progress.

- use the past simple for the completed action

Ex:

- I was watching tv when somebody knocked the door.

6. Make sentences like the examples.

 <p>look Aagh! see</p> <p>There is the shipwreck?</p>	 <p>walk find</p>
<p>He was looking for the shipwreck when he saw a shark.</p>	<p>They were walking on the beach when they found a shell.</p>
 <p>have start</p>	 <p>take fall</p>
<p>The family were when it</p>	<p>The man was when he</p>
 <p>read fall asleep</p>	 <p>do ring</p>
<p>.....</p>	<p>.....</p>

Unit 5

Before you listen

7. Look at the words in the box, which of them can you use to describe the picture.

Sea - sailor - ship - squid - shipwreck - shark - treasure - sink - puffer fish



listening


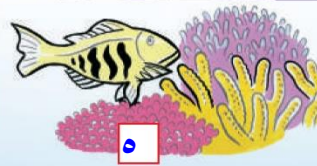
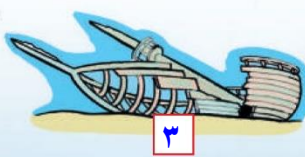
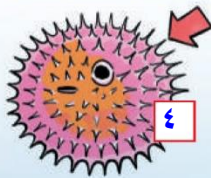
8. Listen. Are the sentences true (✓) or false (✗):

- | | |
|---|-------------------------------------|
| 1. The diver has dived to a lot of shipwrecks. | <input checked="" type="checkbox"/> |
| 2. He saw a puffer fish first. | <input checked="" type="checkbox"/> |
| 3. The puffer fish looked like a ball. | <input checked="" type="checkbox"/> |
| 4. The diver likes swimming with squids. | <input checked="" type="checkbox"/> |
| 5. The ship sank many years ago. | <input checked="" type="checkbox"/> |
| 6. Some of the sailors lived after the ship sank. | <input checked="" type="checkbox"/> |
| 7. Everyone knows the ship had treasure on it. | <input checked="" type="checkbox"/> |

Vocabulary

9. Match the words with the pictures.

1. shell 2. pattern 3. shipwreck 4. spike 5. coral reef



10. Match the beginnings and endings of the sentences.

- | | |
|--|--|
| 1. <input type="checkbox"/> Beautiful and colourful fish | a. are very sharp. |
| 2. <input type="checkbox"/> The spikes on that fish | b. have pretty patterns. |
| 3. <input type="checkbox"/> The divers | c. live in a coral reef. |
| 4. <input type="checkbox"/> Some animal shells | d. found some treasure in the shipwreck. |



Speaking (Think, pair and share)

1. On your own, think about the following question.
2. Discuss your answers with your partner.
3. Share answers with the rest of the class.

11. What am I?

1. I am very slow.
2. I am the biggest sea animal.
3. I am like a star.
4. I have ten arms.
5. I have very big teeth.

Turtle
Blue Whale
Sea Star
Squid
Shark

6. I become bigger when I'm frightened and I can be poisonous. **Puffer Fish**



Writing

12. You are the diver in the story, what happened to you? Write the story

One day, I went diving in the sea. When I was diving, I saw colorful fish in coral reefs. They were very beautiful . I saw puffer fish and octopus .They were very frightening .While I was looking at fish , I saw a treasure . It was a lot of golden cups and coins .I dived up to the ship .It was an amazing moment



13. Read the notes for a story.

Setting: (the place)	where? when?	New Zealand, summer 2000
Characters: (the people)	who? what are they like?	Josh and Mark; 13-year-old boys; they are kind, friendly and clever
Plot: (what happens)	beginning middle end	Playing on the beach; find a map They read the map; they find some treasure They take it to the police; they get a present

14. Read the story. How many paragraphs are there?



Treasure tree

Josh and Mark come from New Zealand. It was summer. The boys were on holiday.

They were playing on the beach when Josh found a map under a tree. He showed it to Mark. They read the map. They found some treasure.

They took it to the police station. The policeman was very happy with the boys. Two days later the boys got a present – three hundred dollars each!

15. Now read this story. Is it better or worse than the one above? why?



Treasure tree

It's better than the one above. It's detailed

Josh and Mark were thirteen-year-old boys who came from New Zealand. They were good friends and they were both clever. They often played together on the beach.

One sunny day, they were playing on the beach when Josh found something under a tree. "Look here," he said to Mark. "What's this?" The boys opened it carefully. It was very old.

"It's a map," said Mark. "I think it's a treasure map."

The boys read the map. This was really exciting. Who put it under the tree? When? The boys didn't know. They started to walk – first straight on, then left, then straight on. Finally they saw a very big tree. This tree was on the map. They looked around and they saw a box. They couldn't open it but it was heavy. Was it treasure?

They quickly took it to the police station. The policeman was very happy with the boys. He opened the box and inside there were old gold coins!

Two days later, the boys got a present – three hundred dollars each!

A Brave Boy

Before you read

1. Discuss these questions.

1. What are the people on the beach doing?
2. Are there any dangers here?

The boys are playing football
The woman is sitting and reading
The man is eating ice cream
The boy is flying a kite



Reading

No, there aren't

2. Read the story. What did Waleed do?

He ran into the water and saved the boy

Brave boy saves life

Last Saturday, fifteen-year-old Waleed went to the beach. While he was walking along the beach, he suddenly heard a scream. He saw a young boy, Marwan, who was in the sea shouting for help and waving his arms. Waleed ran into the water and started swimming towards him. While he was swimming, he saw Marwan go under the water. Waleed

swam faster and faster. Finally, he reached him. Waleed put his hand under Marwan's chin and swam back to the shore. Some men helped Waleed and Marwan out of the water. Waleed said, 'When I saw him, I knew he was in trouble. I am good at swimming so I went to help him.' An ambulance took Marwan to hospital. He went home the next day.



Comprehension

3. True or false? Choose the correct letter and finish the sentence.

True / False

Waleed was 50 years old.	d	s
He heard a noise.	a	o
Marwan wasn't in trouble.	w	v
Waleed was a very good swimmer.	e	n
Waleed was very brave.	d	t

Waleed saved Marwan.

Remember

- You can use **while** with past Continuous:

Ex:

- While Ali was playing Tennis, he fell down
- While they were doing homework, their father came in

4. Read the sentences in the box.

Grammar: Past continuous with **while**

Read these two sentences.

Waleed was walking along the beach. He heard a scream.

Now make one sentence.

while Waleed was walking along the beach, he heard a scream.

5. Write sentences like the example.

I/swim in the sea//see a shark

While I was swimming in the sea, I saw a shark.

1. Fahd / listen to some music / his friends / come to his house
2. Nadia and Nadra / play tennis / it / start to rain
3. Omar and Anwar / have lunch / their teacher / arrive
4. we / scuba diving / we / swim around a shipwreck

6. Read these words. Say the underlined letters in the same way.

trouble country enough lunch money cousins
front honey brush cup glove lovely



7. Now listen and say the sentences.



1. Have you got enough money?



2. My cousin cooked a lovely lunch.



3. The cup is in front of the brush.



4. They make honey in this country.

Unit 6

Before you listen

8. Look at the photos and answer the questions

1. Why do people get awards like this?
2. Does your school have any?
3. Why did the school get them?
4. Have you ever had one? Why?
5. How did you feel?

They are brave. They do brave things
Yes, it has some
Because students won a competition
Yes, I have one
I won a racing competition
I felt very proud and happy



Listening

9. Listen and identify the main idea **Getting awards - Saving a boy**

10. Listen again and answer the questions.

1. What is the name of the TV programme? **It's Jassim's show**
2. How old was Waleed when he started swimming? **He was four years old**
3. How far does he swim every month? **twenty kilometers**
4. What does Waleed want to do? **To swim for Kuwait**
5. What was the sea like when Waleed saved the boy? **It was rough**
6. Why did Marwan have a problem in the sea? **He was ill**
7. What does Jassim give Waleed?

He gives him an award

Speaking

11. Discuss these questions with four friends.

1. What do you think Marwan's parents said to Waleed? **They thanked him**
2. Waleed got an award. Do you think that was right? Why?/Why not?
3. If you are not a good swimmer, should you try to save someone?
Why? Why not? **No, it's dangerous. I may drown**
4. What should you do if you see an accident?

I should call the police

Yes, it's right. Because he was very brave

جواب ٢:

A good newspaper story must answer these questions.

12. Make notes about Waleed's story.

Who? Waleed, Marwan

Where? On the beach

When? Last Saturday

What happened? Waleed saved Marwan

Why? He couldn't swim and he was drowning

What happened at the end? Marwan went to hospital then he went home

13. Look at these notes about a story. Tell the story with a friend.

Who? *Saif, Faris* Where? *a park* When? *last month*

What happened? *Faris hurt his leg badly — he couldn't move*

Why? *climbed a tree and fell out of it*

What happened at the end? *Saif phoned an ambulance — Faris stayed in hospital for a week*



14. Work in pairs. Underline the adjectives in the box

danger	frightened	Worried	dirty	excitement	fear	safe
boring	exhausted	cold	happy	safety	dangerous	

- Which adjectives can you use to describe how Saif felt?

Frightened - worried

- Think of other adjectives to describe how he felt.

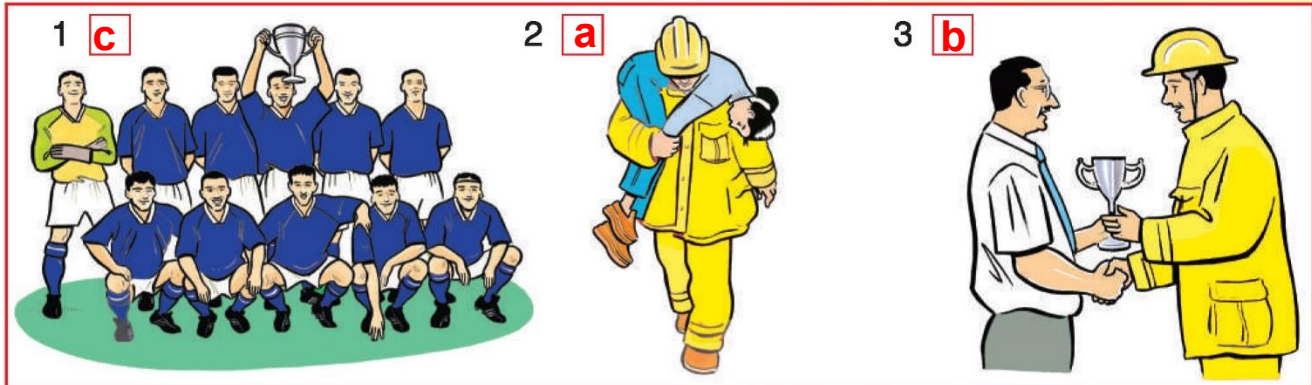
Broken - sad

Unit 6

15. Read the headlines. Which is the best one? Why?

1. Yesterday the Governor Opened A New School in Our Area.
2. The Governor Opens New School. ✓
3. The Governor came to Our Area.

16. Match the headlines with the pictures.



a
Fireman saves girl

b
Fireman wins award
Fireman wins award

c
**KUWAIT WINS AN
EXCITING MATCH**


17. Read this newspaper story. Which headline goes with it?

A fireman got an award because he saved a girl from a fire. The fire was very bad and seven firemen went to help. The fire started at seven o'clock in the evening. The girl went to hospital in an ambulance.

18. Can you answer these questions about it?

1. How many firemen were at the fire? **seven firemen**
2. Who took the girl to hospital? **The ambulance**
3. Where did he get the award? **We don't know**
4. What is the girl's name? **We don't know**
5. Where was the fire? **We don't know**
6. Why did the fire start? **We don't know**
7. How long did she stay there? **We don't know**

Project 1





**Create a short video
showing your love and
loyalty to Kuwait**



Module Three

Science and Scientists



You are expected to:

- Talk about scientists.
- Describe processes.
- Write about an invention.

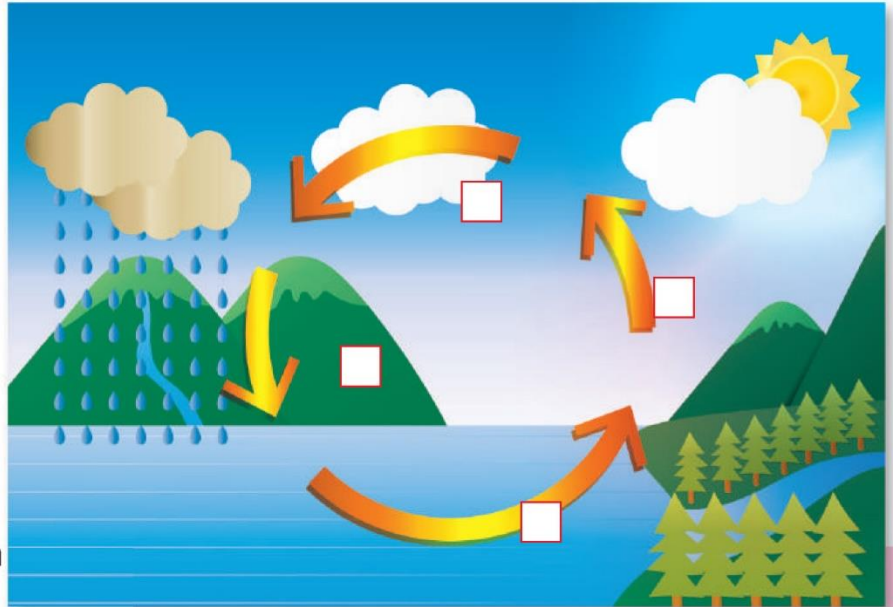
Activities:

- Writing with the help of pictures
- Reading and interpreting information
- Listening for details

Science Data

1. Before you read, Answer these question:

1. What is the picture about?
2. Number the stages of the water cycle.




Reading


2. Read about an experiment.

1. Four dishes – A, B, C, D.
2. 40ml of water is put in each dish.
3. The water in A and B is 20 degrees.
The water in C and D is heated to 60 degrees.
4. A fan blows cool air on the water in dishes B and D.
5. The water is kept at the same temperature all the time. The temperature is measured every five minutes.
6. The water in the dishes is measured every ten minutes for an hour to see how much there is. The result is written down.

These things are used:



a fan



four dishes, all of the same size and shape

Which dish will have no water first?

Results

Dish	Temperature	Water in ml after 10minutes	Water in ml after 20 minutes	Water in ml after 30 minutes	Water in ml after 40 minutes
A	20° no fan	39	38	37	
B	20° with fan	36	32	28	
C	60° no fan	37	34	31	
D	60° with fan	34	28	22	

Can you write the results after 40 minutes?

3. Read the sentences and answer the question.

Grammar: Passive verbs

Which sentences tell us who did the experiment?

- a - She cleans the house daily.
- b - The house is cleaned daily
- c - The scientist writes the results down.
- d - The results are written down.

Sentences **b** and **d** are passive.
To make the passive, we need verb **to be** + **past participle**

4. Choose the correct word: is or are. Finish the sentences with a word from the box.

- Experiments (*is / are*) done by _____
- Honey (*is / are*) made by _____
- A picture (*is / are*) painted by an _____
- Plants (*is / are*) eaten by _____
- Small fish (*is / are*) eaten by _____

giraffes
artist
bees
sharks
scientists

5. Find the correct words to finish the sentences.

Use the right form of the verbs.

do read fly see find

Homework **is done** after school.

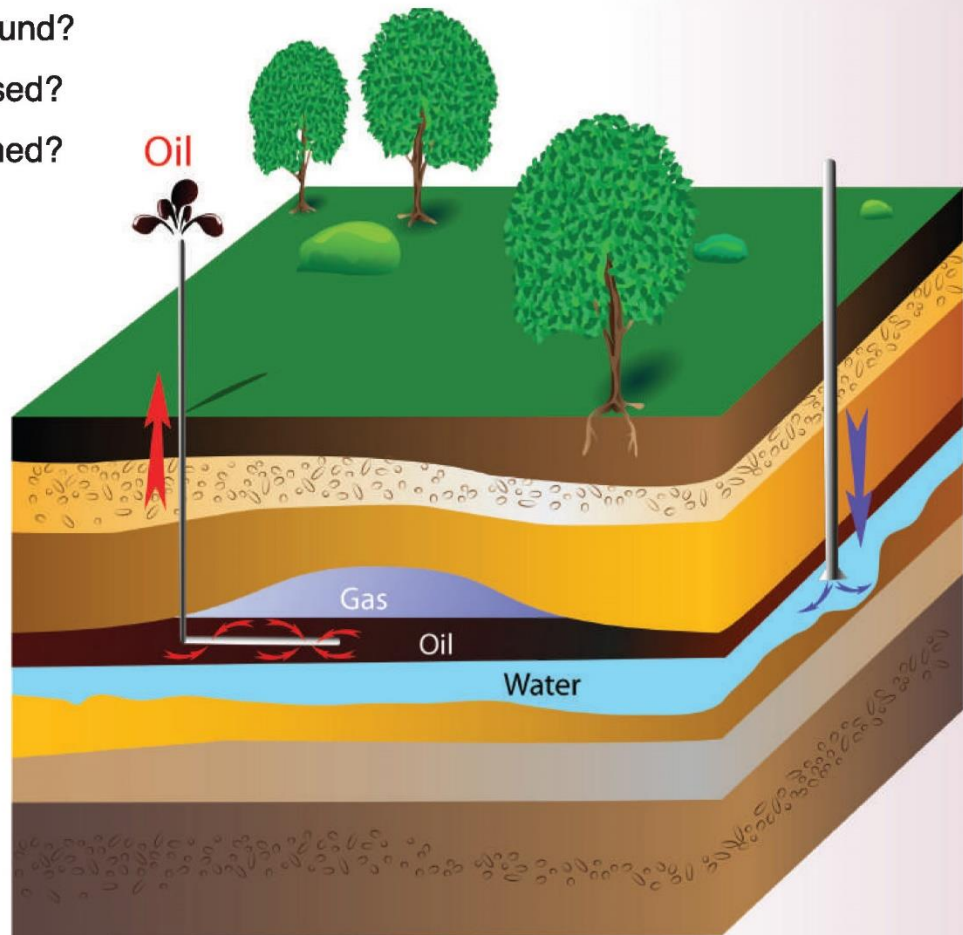
- 1, E-mails _____ by lots of people every day.
- 2, Planes _____ by pilots.
- 3, Whale sharks _____ sometimes _____ near Kuwait.
- 4, Salt _____ in sea water.



Speaking

6. Talk about the answers to these questions.

1. Where is oil found?
2. Where is oil used?
3. How is oil formed?

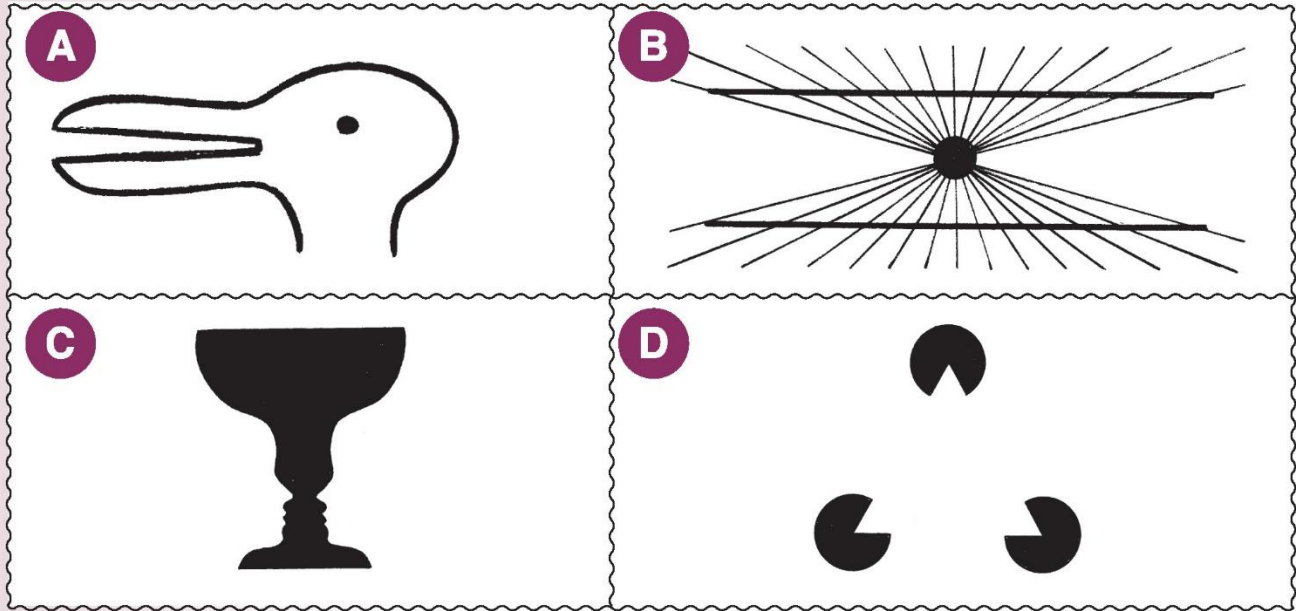


Unit 7

Before you listen

7. Look at each picture for half a minute. Close your book.

What did you see?



Listening

8. Listen. Look at pictures A and B. Were you right?

9. Look at pictures C and D and tell your friend what you see. Listen. Were you right?



Speaking

10. Work with a friend. Read the information then ask and answer the questions.

When your eye looks at something, it sees it the wrong way up – like **this**. Your brain makes it the right way up – like **this**.

Use a mirror to read the questions.

3. Would you like to be a scientist?
5. Why is science important to us?
1. Do you like science?



Unit 7





Writing


11. Think about oil. Write ten words about it.


black, expensive


12. Look at the pictures about making petrol. Put them in the right order.

A 
Take it to the factory.

B 
Scientists find oil.

C 
Put it into pipelines.

D 
Make it into petrol.

E 
Take the oil out of the earth.

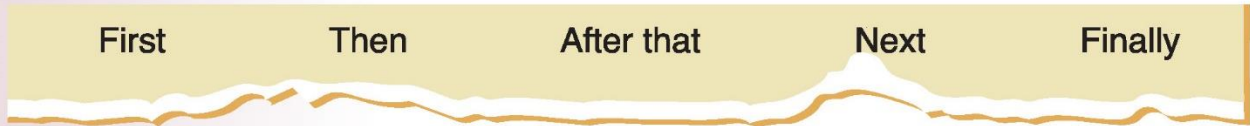
F 
Export the oil to other countries.

13. Use the notes and the pictures from the previous task to write and order passive sentences in a paragraph about making oil petrol.

Remember


- the topic and concluding sentences.
- the capital letters and the punctuation marks.
- the sequencing words: after that, next, then, first, finally.

- 14. What did you do this morning? Tell your friend.
Use the words in the box.**



- 15. Do an experiment.**

*First I got up at
seven o'clock*



1. Copy the picture on some paper.
2. Write your name in the middle.
3. Colour the picture.
4. Cut it out.
5. Fold the triangles into the middle.
6. Put some water in a dish.
7. Carefully put the picture on the water so you can see the triangles.
8. What happens to the triangles?
9. What does it look like?

 Reading

Before you read

1. On your own, think about these questions.
2. Discuss your answers with a partner.
3. Share answers with the rest of the class.

1. What is the girl doing?
2. Do you think the water is safe to drink? Why?
3. What is the girl using for drinking water ?

2. Read about this invention. Were you right? What is it called?***New inventions***

What happens if you drink contaminated water? That's an easy question to answer. You might catch a fatal disease and you might die. This is what happens in many poor countries. In Kuwait, we have clean water to drink and cook with. But it is very expensive.

Fortunately, some scientists have invented something so that people in poor countries can always drink clean water. It is called a lifestraw. It is used to purify water.



It is made of plastic and is cheap to buy. Inside the straw are chemicals to stop the bacteria from getting into your mouth. You can use the straw to drink any water, for example, from rivers and lakes. Simply put the bottom of the LifeStraw into any source (except seawater) and drink. The LifeStraw is very easy to clean. It could save a lot of lives.



3. Complete the following table with information from the text:

<i>Invention</i>
<i>Description</i>
<i>Importance</i>

4. How can science help us?

.....
.....

5. Read these sentences.

Grammar: will, won't, might, could

I **will** go home after school.

I **won't** eat in the class.

I **might** see my cousin soon.

It **could** rain later.

6. Look. What will you do tomorrow? Make sentences with I will, won't, might, or could.



get up/7 o'clock



go/school



eat olives/breakfast



talk/friend



play/tennis



get/surprise

**7. You have a holiday tomorrow.
Think of things you could do.**

*I could go swimming. Or I could
have a pizza in a restaurant. Or ...*

8. Circle the best answers.

1. It is very early. The teacher (might / will) be at school.
2. It's nine o'clock. The teacher (might / will) be at school.
3. I don't know what to do. I (could / will) go swimming.
4. I (might / will) go to the tennis club tomorrow because I have a lesson.
5. My mother (could / will) cook chicken today – she cooks it every Friday.



Speaking

9. Discuss these questions with your friend.

1. Your friend hasn't come to school? What could be wrong?
2. You are going to the zoo. What will you see?
3. You are visiting your grandmother at the weekend? What might you do?

Before you listen

**10. Look at the picture and discuss
the questions.**

1. This is a light bulb. It is a special one.
Do you know why?
2. How many light bulbs have you got in
your house?
3. Do you ever leave the light on when
you are not in the room?
4. Why is that bad?





Listening

11. Tick (✓) the words you hear.

electricity	<input type="checkbox"/>	scientists	<input type="checkbox"/>		
sea	<input type="checkbox"/>	weather	<input type="checkbox"/>		
energy	<input type="checkbox"/>	iceberg	<input type="checkbox"/>	river	<input type="checkbox"/>
house	<input type="checkbox"/>	colder	<input type="checkbox"/>	expensive	<input type="checkbox"/>

12. Listen again. True (✓) or False (x)?

1. Icebergs are only found at the South Pole.
2. There will be more water in the sea soon.
3. No families will lose their homes.
4. The weather is getting colder.
5. There will be more floods.
6. There won't be more dust storms in Kuwait.



Speaking

13. Discuss these questions with four friends.

Ask other people in the class.

1 *Do you think you waste electricity?*

2 *How do you waste electricity at home/school?*

3 *How can you change?*

4 *What will happen if we don't do anything?*



Writing

14. Read Nura's report. Is the family careful or not?

My name is Nura. I have got two brothers and a sister. We live with my mother and father in Kuwait City. Here is my report on the energy my family uses.

We have five bedrooms in our house. I have got a computer. My brothers and sister have got a computer each, too. We put them on in the morning. We put them off before we go to bed. We usually play on them after school. Sometimes we watch television. Mum always turns the television off when we have dinner.

We sometimes forget to turn the lights off. My mum gets cross. Dad always leaves the air-conditioning on.

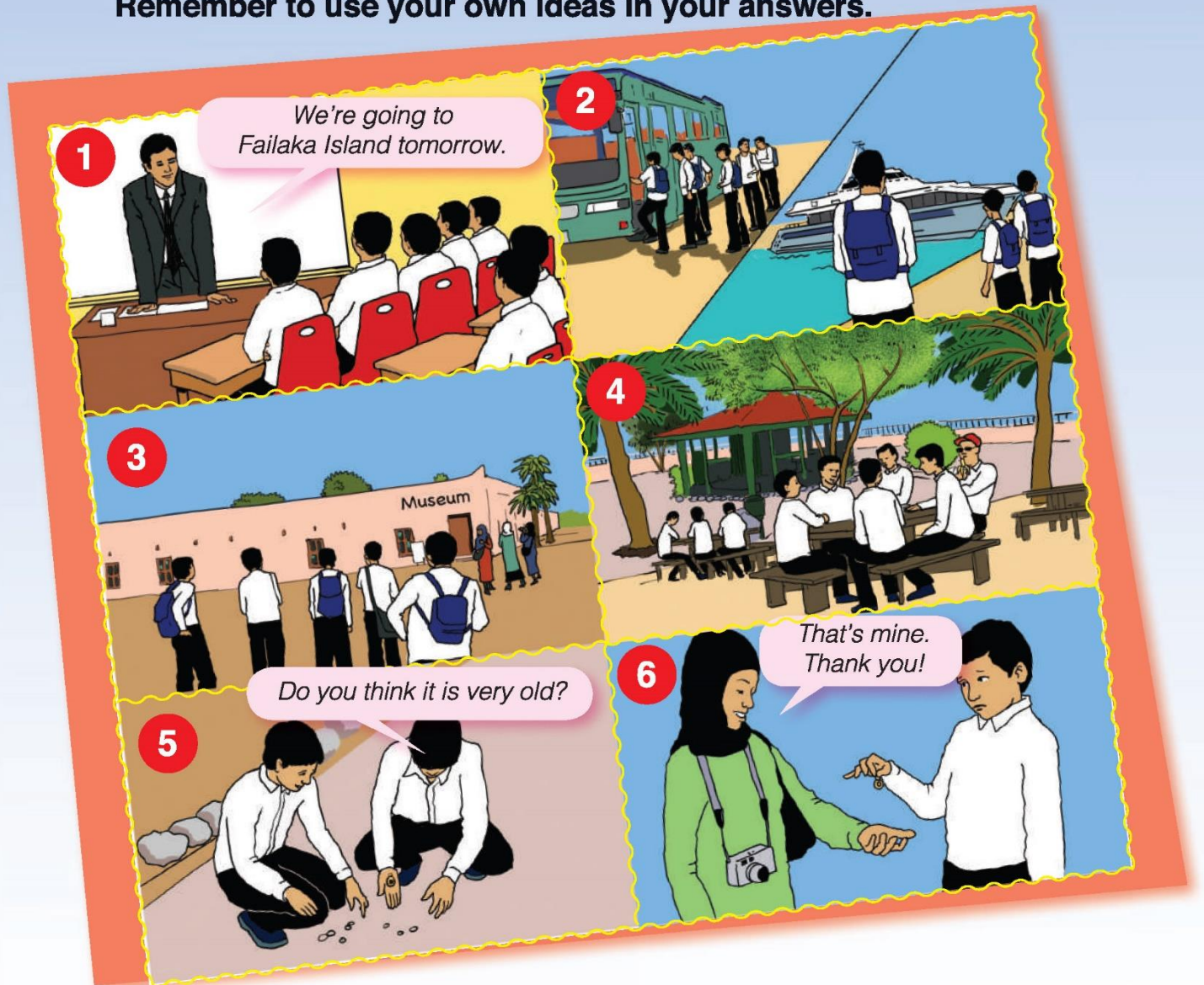
My father has a large car. He drives to work every day. He takes us to school, too. My mother has a smaller car. She gets us from school every day. We live 300 metres from the school.

We could save some energy. We could _____

15. Finish writing Nura's report. What could her family do to save energy?

16. Think about the energy your family uses. Write a report.

**17. Look at the pictures. Answer the questions and tell the story .
Remember to use your own ideas in your answers.**



1. Where did the class go?
2. How did they get there?
3. What did they do?

4. What did the boy find?
5. Who did it belong to?
6. How did the boy feel?

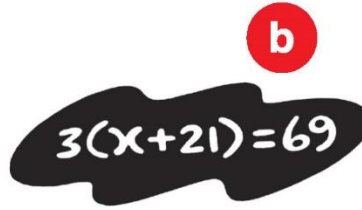
18. Develop your answer into a well-structured paragraph in your notebook.

Famous People

1. Read the words and what they mean.
Match with a picture.

algebra: maths which uses letters and signs

geography: we study different countries of the world in geography



Before you listen

2. Talk about these questions.

- This stamp was made in 1983.
- Who is this picture of?
- Why do you think it was made?



Listening

3. Listen and identify the main idea.
4. Listen again. Choose the right answers.

- When was Al-Khwarizmi born?
a) about 718 b) about 870 c) about 780
- When did he die?
a) about 850 b) about 815 c) about 915
- Most people know Al-Khwarizmi for ...
a) geography. b) stamp collecting. c) maths.
- He made a map of the world in ...
a) 813. b) 830. c) 833.

5. Listen and read the sentences in the box.

Look at the questions at the end of the sentences.
They help to make sure the information is right.

Grammar: Tag questions

He is best known for algebra, *isn't he?*

He isn't famous for stamp collecting, is he?

Al-Khawarizmi was born in about 780, wasn't he?

He wasn't born in Baghdad, was he?

6. Say these sentences to your partner. Add question tags.

You are from Kuwait, _____?

Kuwait is very modern, _____?

We aren't studying maths now, _____?

You weren't at school on Friday, _____?

Our teacher wasn't at school yesterday, _____?

There was a picture of Al-Khawarizmi on television, _____?

7. Work with a friend. Make sentences with these verbs, like the examples.

be live move want come do make

*My grandfather was
ill last week.*



*Al-Khawarizmi lived in
Baghdad.*



Unit 9

Before you read

8. Talk about the question.

This woman is very famous. What do you think she was?

- a) a doctor b) a scientist c) an artist



Reading

9. Manar wrote about Marie Curie for the radio station. Do you think she will win the prize?

Marie Curie was born on 7 November 1867. Her mother and father were both teachers. Marie proved to be a very bright child and did well at school. Unfortunately, at that time women were not allowed to go university. So, Marie had to study abroad.

Marie went to university in 1891. She studied Physics and Maths. In 1894 she met Pierre Curie, a scientist. They married in 1895. Marie and Pierre worked together to find a cure for cancer. Their work saved many lives.

In 1903, Marie and Pierre Curie were awarded The Noble Prize in Physics. The prize brought them fame. Sadly, in 1905 Pierre was killed by a horse-drawn vehicle. However, after his death Marie was offered his post as a professor of Physics at Sorbonne University in Paris. In 1911, Marie was given the Noble Prize in Chemistry. Marie worked hard all her life to help people who had cancer. She died of cancer on 4 July 1934.

I think she should be on a stamp!

10. Answer the questions in your notebook:

1. What is the main idea of the text?
2. Why did Marie have to study abroad?
3. What does the underlined word "them" refer to?
4. How old was she when she died?
5. Why should she be on a stamp? Explain.

Unit 9



Speaking

11. Match the people with what they did. Make and say sentences.

The Arabs	invented	the telephone.
A. G. Bell		fireworks.
The Chinese		the plane.
The Wright brothers		the compass.



Writing

12. Write about a famous man or woman. Use the questions to help you.

When was he/she born?

Where did he/she come from?

Did he/she go to university?

What did he/she study?

What did he/she do to be famous?

Did he/she win any prizes?

How did he/she help people?

How did he/she die?

When did he/she die?

Answer the questions in paragraphs. Each colour is a different paragraph.

Remember

- the topic sentences.
- the supporting details.
- punctuation marks.
- Surf the net for useful information.
- Write the topic in your notebook.

13. Make questions with the question words.

who what where when how many why

*What do you want to know about a famous person?
Make questions with these words.*

14. Read the information. Can you answer your questions?

Hicham El Guerrouj was a very fast runner.

He was the best runner in the world.


He comes from Morocco.

He was born on 14 September 1974.

He started running in 1990.

He won many times.


He was called 'King of the Mile' because he was very good at running.



15. Read about another person.

Who is the writer writing about?

This person was born thirty-seven years ago. He comes from Kuwait and he lives in Kuwait City. He has got one brother and two sisters. He has got a wife and two children. He is tall and has got black hair and brown eyes. Every day he drives his red car to work. He goes to work at 7.30 in the morning. In the evening, he comes home and helps me with my homework. Sometimes he plays football with me. He is a very kind man and always wants to help other people.





Module Four

Countries and Holidays



You are expected to:

- Use listening strategies to comprehend texts
- Participate in oral interactions
- Read and comprehend nonfiction texts

Activities:


- Giving and following directions
- Using smart devices to design e-cards
- Role- playing

Communicating with the World

1. Before you read

1. Think about these questions individually.
2. Exchange your answers with your partner.
3. Share answers with your group.

1. Which sports can you see here?
2. Which of these are you good at?
3. What do you need to play these sports?



2. Reading



Dear Peter,

Good to hear from you! I received your e-mail yesterday. You said you do lots of sports in New Zealand. I like sports, too.

Football and tennis are my favourite sports. I'm looking forward to the summer holiday. As soon as I finish my final exams, I'm going to buy some new football boots. My friend and I are going to play football every week. I'm going to play tennis every weekend, too. Tennis is an interesting sport. To play tennis, you need a racket, a ball and a net.

My friend Sami likes swimming more than football. He always wears Goggles to protect his eyes when swimming. He is going to take part in Kuwait Swimming Championship this year. He is also going to join a club to learn to scuba dive. Can you scuba dive in New Zealand?

Write soon,
Ahmed

Comprehension

3. Answer the following questions

1. Who sent the e-mail?
2. When is Ahmed going to buy new boots?
3. How can you tell that Sami is a good swimmer?
4. What does the underlined pronoun "He" refer to?

Unit 10

Grammar to be + going + infinitive

4. Read the sentences. Are they past or future?

I received your e-mail yesterday
I'm **going to** buy some football boots **tomorrow**.



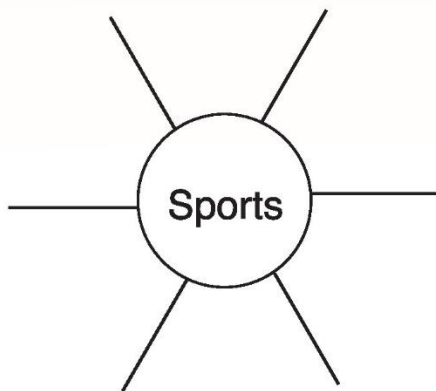
5. Choose the correct form of the verb.

1. I (am going to buy/ bought) a new tennis racket next weekend.
2. She (played/ is going to play) basketball last week.
3. I'm sure my brother (is going to win / won) the swimming race tomorrow.
4. We (are going to have/ had) a science test last week.
5. My friends and I (are going to see / saw) a new film tomorrow.

Vocabulary

6. Make a word diagram.

Read the e-mail again and find three sports. Write the words in the following diagram. Then write three more words.



Unit 10

Before you listen

7. Talk about the questions with a Partner.

What are these two girls doing?

Why do you think they are phoning each other?



Listening

8. Listen and choose the sports they like.

Nadia tennis swimming basketball volleyball

Aisha tennis swimming basketball volleyball



9. Listen again. Choose the right words.

Nadia: Oh, I'm not good (at volleyball / at tennis).

Aisha: I don't like (swimming / diving).

Nadia: Well, I don't want to (go to basketball / play basketball).

Nadia: (Would you like / How about) the volleyball club?

Aisha: What a (good idea / bad idea).



Speaking

10. Role-play the conversation in pairs, and then swap roles.

11. Work in pairs. Talk on the phone.

You want to join a sport club. Phone your friend. Talk about sports you like. Choose a club you can both go to.



**12. Writing****1. Dear Peter,**

2. **Good to hear from you!** I received your e-mail yesterday. You said you do lots of sports in New Zealand. I like sports, too.

3. **Football and tennis are my favourite sports.** I am looking forward to the summer holiday. As soon as I finish my final exams, I am going to buy some new football boots. My friends and I are going to play football every week. I am going to play tennis every weekend, too. Tennis is an interesting sport. To play tennis, you need a racket, a ball and a net.

4. My friend Sami likes swimming more than football. He always wears goggles to protect his eyes when swimming. **He** is going to take part in Kuwait Swimming Championship this year. He's also going to join a club to learn to scuba dive. Can you scuba dive in New Zealand?

5. Write soon,

Ahmed

13. How to write an e-mail

1. Begin with "Dear + Name".
2. Write / "Thanks / Good to hear from you" or the reason you are writing.
3. This paragraph has got one idea.
4. This paragraph has got another idea.
5. End with "write soon + your name".

14. In your notebook, rewrite this e-mail and put it into paragraphs like Ahmed's e-mail above.

- | | | |
|----------------------|------------------------|---------------------|
| 1. Begin the e-mail. | 2. Reason for writing. | 3. First main idea. |
| 4. Second main idea. | 5. End the e-mail | |

Dear Tom,

Thanks for your last e-mail. I am going to tell you about my school in Kuwait. At school, we have got seven lessons a day. We study many subjects. We study Arabic, English, Religion, Maths and Science. My favourite subject is English. It helps me communicate with people from other countries. We also play a lot of sports at school. We play football and basketball. My favourite sport is basketball. I am good at it because I am very tall. I play basketball on Fridays. I also go swimming at school, but I do not really like swimming. It is boring! Write soon and tell me about sports in Canada.

Best wishes,
Khaled

15. Read and answer.

your name and how old you are
your family
what your teacher said today
your school
what you had for lunch



Here are some things to write about in an e-mail. Which ones would you write about in your first e-mail to a new friend?

16. Read the e-mail. What does Ellie tell Samira about?

Hi Samira,

My name is **Ellie**. I come from **Wellington** in **New Zealand**. I am 13 years old.

I have got **two brothers and one sister**. My father is a **doctor** and my mother is a **teacher**. I have also got a beautiful pet cat called **Honey**.

My school is **big**. There are **1,000** students. We start school at **8.30** and finish at **3.30**. My favourite lesson is **Geography**. I also like **sports**. I play **tennis** or **go swimming** every weekend.

Please write to me soon and tell me all about you, your family and **Kuwait**.

Best wishes,

Ellie

1. Before you read

1. Discuss these questions in pairs.
2. Share your ideas with the class.

- A. This isn't a photo of Kuwait.
How do you know that?
- B. Where do you think it is?
- C. Would you like to go there? Why? Why not?

 Reading

2. Skim the text and then, with a partner, say what it is mainly about.

New Zealand is in the Southwestern Pacific Ocean. It is a small country, similar in size to Great Britain or Japan. It is 258,000 square kilometres. The population of New Zealand is approximately 4.6 million.

New Zealand is an island country. It has two main islands - North Island and South Island. North Island is smaller than South Island but the population of North Island is bigger. Auckland is the biggest city but Wellington is the Capital.

The landscape of New Zealand is very varied. You can find everything from high mountains with snow to volcanoes and rain forests. Also, there are long sandy beaches, rivers, lakes and farms.

Tourists visiting New Zealand can see many mountains. On South Island, there are the Southern Alps. Mount Cook is there. It is the highest **peak** in New Zealand. You can ski on it. North Island has fewer mountains, but is known for its active volcanoes.

New Zealand is a land of lakes. It has about 3,820 lakes. The largest is Lake Taupo. **It** is in North Island. Hauroko, in South Island, is the deepest lake in New Zealand and the 16th deepest lake in the world.

Comprehension

3. Answer the questions:

- 1 Where can you see the Southern Alps?
- 2 What is the main idea of the 3rd paragraph?
- 3 What does the underlined word “peak” in the 4th paragraph mean?
- 4 What does the underlined pronoun “it” in the 5th paragraph refers to?

4. What else would you like to learn about New Zealand?

Grammar

Comparative and superlative adjectives

- A. Wellington is *smaller than* Auckland.
B. Auckland is *the biggest* city.

5. Read these sentences and answer the questions. Discuss answers in pair

1. In sentence A, how many things are we talking about?
a) two b) more than two
2. In sentence B, how many things are we talking about?
a) two b) more than two

6. With reference to the text on page 84, complete the following sentences:

1. South island is than North Island.
2. The population of South Island is than the population of North Island.
3. North Island has mountains than the South Island.
4. Lake Taupo is the
5. Lake Haurolko, is the

Unit 11

Vocabulary

7. Match each word with what it means.

1, volcano



a) a place where there are a lot of trees

2, lake



b) a mountain with a hole at the top. Smoke and fire sometimes come out of it

3, forest



c) the number of people in a country

4, farm



d) a large area of water with land all around it

5, population



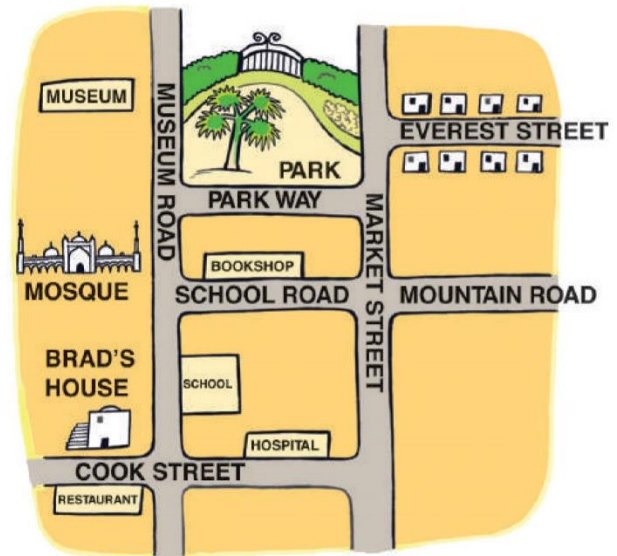
e) an area of land for growing crops or keeping animals

Giving Direction

Before you listen

8. Look at the map of the place where Peter lives. Find these places.

mosque park school
 restaurant hospital
 bookshop museum



Listening

9. Listen and find Peter's house on the map.

10. Listen again and answer the questions.

1. Why is Brad going to Peter's house?
2. What is near Brad's house?
3. Which road is the school on – Museum Road or Park Way?
4. Is the mosque on the right or on the left?

Unit 11



Speaking

11. Work in pairs. One of you is A and the other is B.

A: Choose a place on the map. Don't tell B what the place is. Start at Peter's house. Give your friend directions how to get to that place.

B: Look at the map and listen to A's directions. Guess where A is going.



Come out of Peter's house and turn right. Go straight on until you get to Market Street. Turn left, then take the first right. This place is on your right. Where am I?

You're at the park!



Writing

Work in groups. Answer these questions

12. Which of these words describe Kuwait?

cold hot flat hilly modern old-fashioned
big small wet dry interesting beautiful

13. Which of these things can you see in Kuwait?

mountains the sea an island tall buildings
a river desert beaches

14. What will tourists come to see in Kuwait?

- Think of an interesting place to visit.
- Think of a fun place to visit.
- Think of an educational place to visit.

Remember to:

- Write in good handwriting
- leave space between words
- use punctuation marks
- use the correct tense

15. Use your answers to the above questions and the following pictures to write a brief description of Kuwait in your notebook.



16. Match the words.

adjectives

large high
beautiful long
modern lovely small
old-fashioned

nouns

lake river
mountain forest
building bridge beach
island

17. Read about the picture. Circle the adjectives.



I can see a beautiful beach. Some children are collecting shells. There is a large forest on the right. The sea looks lovely and blue. There is a small island in the sea. It has some houses on it. They look old-fashioned. There are a lot of trees. There is a small boat sailing around the island. I can see four people on it. They are waving and calling.

On Holiday

1. Before you listen

- 1. On your own, think about these questions.
- 2. Discuss your answers with a partner
- 3. Share answers with the rest of the class.

1. Where do you think this tennis court is?
2. Would you like to play tennis here? Why? Why not?



Listening

2. Listen to Najeeb phoning his grandmother. Where is he staying?

Comprehension

3. Read the following. Then, listen to the conversation again and choose the correct answer from a, b, c and d:

1. Tomorrow, Najeeb is going to play
a. table tennis b. tennis c. football d. volleyball
2. Which sport doesn't Najeeb like?
a. golf b. scuba diving c. tennis d. swimming
3. Najeeb is on holiday for
a. two weeks b. a week c. three weeks d. four weeks
4. Today is Monday. Najeeb arrived on
a. Sunday b. Friday c. Saturday d. Tuesday
5. Yesterday, Najeeb went
a. scuba diving b. to play golf c. to the water park d. to play basketball

4. Answer these questions.

1. How many times has Najeeb been to Dubai?
2. What is special about the tennis court?
3. Why does Grandma know so much about the hotel?

Unit 12

Grammar: yet / already

5. Read the sentences then circle the correct answers.

Have you been to Dubai yet?
I haven't been there yet.
I have already been to Dubai.

- 1, With a present perfect question,
we can use a. already b. yet.
- 2, With a negative sentence,
we can use a. already b. yet.
- 3, With a positive sentence,
we can use a. already b. yet.

6. Complete the sentences with yet or already.

Mother: Have you done your homework (1) _____, Sami?

Sami: No, not (2) _____, Mum, but I've (3) _____ tidied my room. Have you made the cakes (4) _____?

Mother: Yes, I've (5) _____ made them but I haven't made dinner (6) _____



Speaking

7. Make questions and ask your partner. Take notes, Then tell the class.

- | | |
|---------------------------|------------------------------|
| 1, visit Dubai | 2, see Dickson House |
| 3, read a book in English | 4, write a letter in English |
| 5, eat sushi | 6, drive a sports car |

Example

<i>Have you visited Dubai yet?</i>	<i>Yes, I've already visited it.</i>
<i>Have you seen Dickson House yet?</i>	<i>No, I haven't seen it yet.</i>

Take notes

Name of your partner	Things already done	Things not done yet

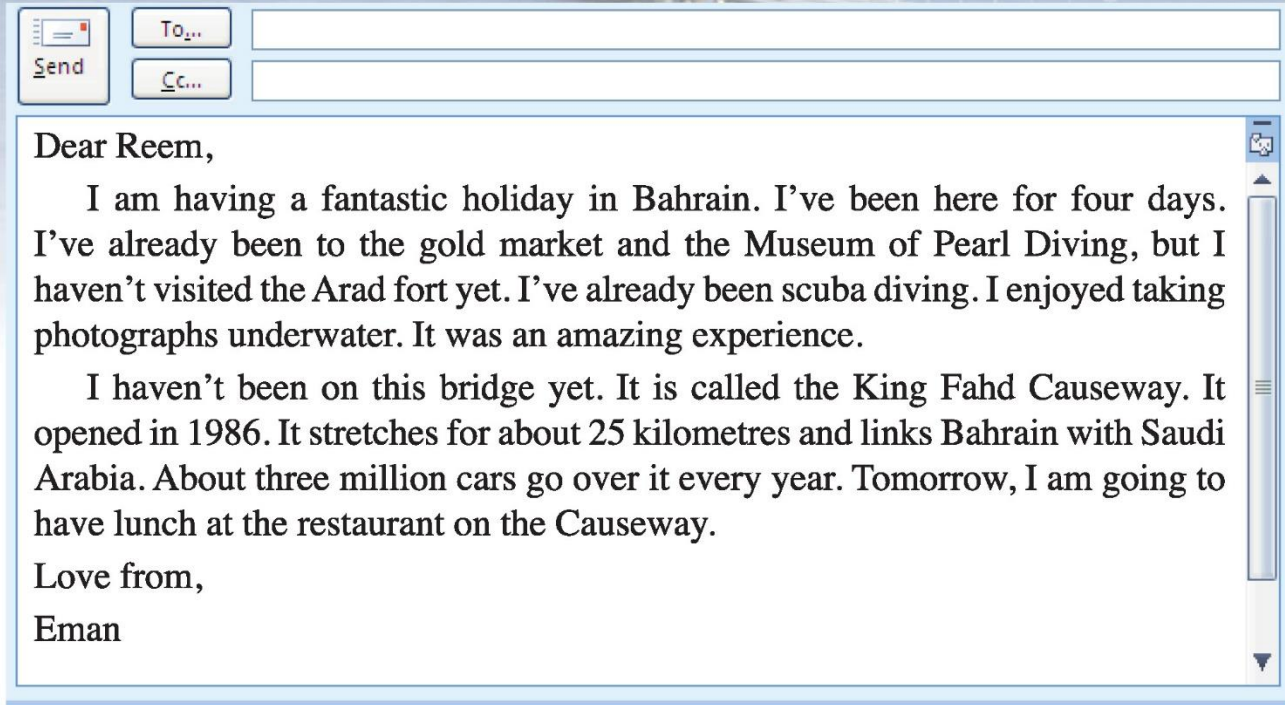
8. Share the information with the rest of the class.

Unit 12

Before you read

9. Discuss these questions with your group

1. Do you know where this bridge is?
2. How long do you think it is?
3. Guess how many cars go over it every year.



The screenshot shows an email client interface. At the top, there are fields for 'To...' and 'Cc...' with a 'Send' button. The email body contains the following text:

Dear Reem,

I am having a fantastic holiday in Bahrain. I've been here for four days. I've already been to the gold market and the Museum of Pearl Diving, but I haven't visited the Arad fort yet. I've already been scuba diving. I enjoyed taking photographs underwater. It was an amazing experience.

I haven't been on this bridge yet. It is called the King Fahd Causeway. It opened in 1986. It stretches for about 25 kilometres and links Bahrain with Saudi Arabia. About three million cars go over it every year. Tomorrow, I am going to have lunch at the restaurant on the Causeway.

Love from,
Eman

Reading

10. Read the e-card. Find answers to the questions in Exercise 9.

11. Complete the following table with information from the e-card above.

Things Eman has already done	Things Eman hasn't done yet
- Eman has already	- Eman hasn't
-	-
-	-

12. Which of the following is NOT true about King Fahad Causeway?

- A. It is about 25 kilometres long B. It opened in 1986.
C. It joins Bahrain and Qatar. D. There is a restaurant on it.

Unit 12



Speaking

13. Work with a friend. You are on holiday. You are going to send a postcard to a friend. First, talk about these questions.

1. Where are you?
2. What is the weather like?
3. What is the food like?
4. What interesting places are there to visit? Have you been there yet?
5. What has been the best part of your holiday?
6. Where are you staying? What is it like?



Writing

14. Read this e-card from Reem to Eman. It is too long. Which sentences should she cut?

Remember, an e-card is small so you should only write the important things about your holiday.

Dear Eman,

Thank you very much for your e- card. I think you had a very good holiday.

I am on holiday in London. We are visiting my Aunt Fauzia. She lives in London because Uncle works in a bank here. They are always very kind.

We flew from Kuwait to London last Saturday. The plane was comfortable. We had chicken to eat.

The weather is pleasant. It hasn't rained yet. I think it will be sunny tomorrow but not as hot as Kuwait.

We've visited lots of attractive places and tomorrow we are going to London Zoo.

We have already eaten in some English restaurants but I like Kuwaiti food more. My aunt is very good at cooking.

I'll see you soon. We are coming home next week.

Love from, Reem

15. Rewrite Reem's e-card in your notebook. Keep the important parts. Put in any other important information.

Unit 12

16. Tick (✓) the words you can use to complete each sentence.

- | | | | | | |
|-------------------|------------|--------------------------|-----------------|--------------|--------------------------|
| 1. The weather is | sunny. | <input type="checkbox"/> | 2. The hotel is | modern. | <input type="checkbox"/> |
| | warm. | <input type="checkbox"/> | | big. | <input type="checkbox"/> |
| | delicious. | <input type="checkbox"/> | | delicious. | <input type="checkbox"/> |
| | tall. | <input type="checkbox"/> | | cheap. | <input type="checkbox"/> |
| | cold. | <input type="checkbox"/> | | sunny. | <input type="checkbox"/> |
| 3. The food is | delicious. | <input type="checkbox"/> | 4. The city is | tall. | <input type="checkbox"/> |
| | cold. | <input type="checkbox"/> | | modern. | <input type="checkbox"/> |
| | sunny. | <input type="checkbox"/> | | noisy. | <input type="checkbox"/> |
| | very good. | <input type="checkbox"/> | | interesting. | <input type="checkbox"/> |
| | expensive. | <input type="checkbox"/> | | delicious. | <input type="checkbox"/> |

17. Work with two friends. Think of things you do on holiday. Write them down.

18. Read this e-card. What four things does Ahmed write about?

Hi Faisal,

We're on holiday in Bahrain. The weather is very hot and sunny so we go out every day. Our hotel is wonderful because it is very modern. It is only a five minutes walk to the beach so I can swim every morning. We have had some delicious food and I'm always hungry! Bahrain is modern and there is a lot of traffic and people, but there are some very interesting places to visit. See you soon.
Ahmed



19. Find the words in the e-card that join sentences.

Project 2

Saleh Al-Aujairy: The man who fell in love with astronomy



Complete the following table with information about the kuwaiti astronomer, Saleh Al-Aujairy:

Birth		
Childhood		
Family		
Education		
Jobs he did		
Achievements		

**Develop the above notes into a well- structured brochure.
You can surf the net to find necessary information
Try to find appropriate pictures for Your Project**




Black Beauty

by Anna Sewell

This is the story of a horse called Black Beauty. At the beginning of the story he lives at Mr Gordon's house. John and James look after him but James leaves to work for Mr Gordon's sister. Then Joe Green (Little Joe) comes to help look after Black Beauty. He is young and doesn't know a lot about horses. Read what happens to Black Beauty ...

James left and I was very sad. Joe was a nice boy but James was my favourite. One night, I heard a ringing noise and lots of footsteps. What was happening?

John came to see me. He said, "Wake up, Black Beauty. We have important work to do." He got on me and rode me to the house. Mr Gordon was waiting for us there. He had a lamp in his hand. He looked very unhappy.

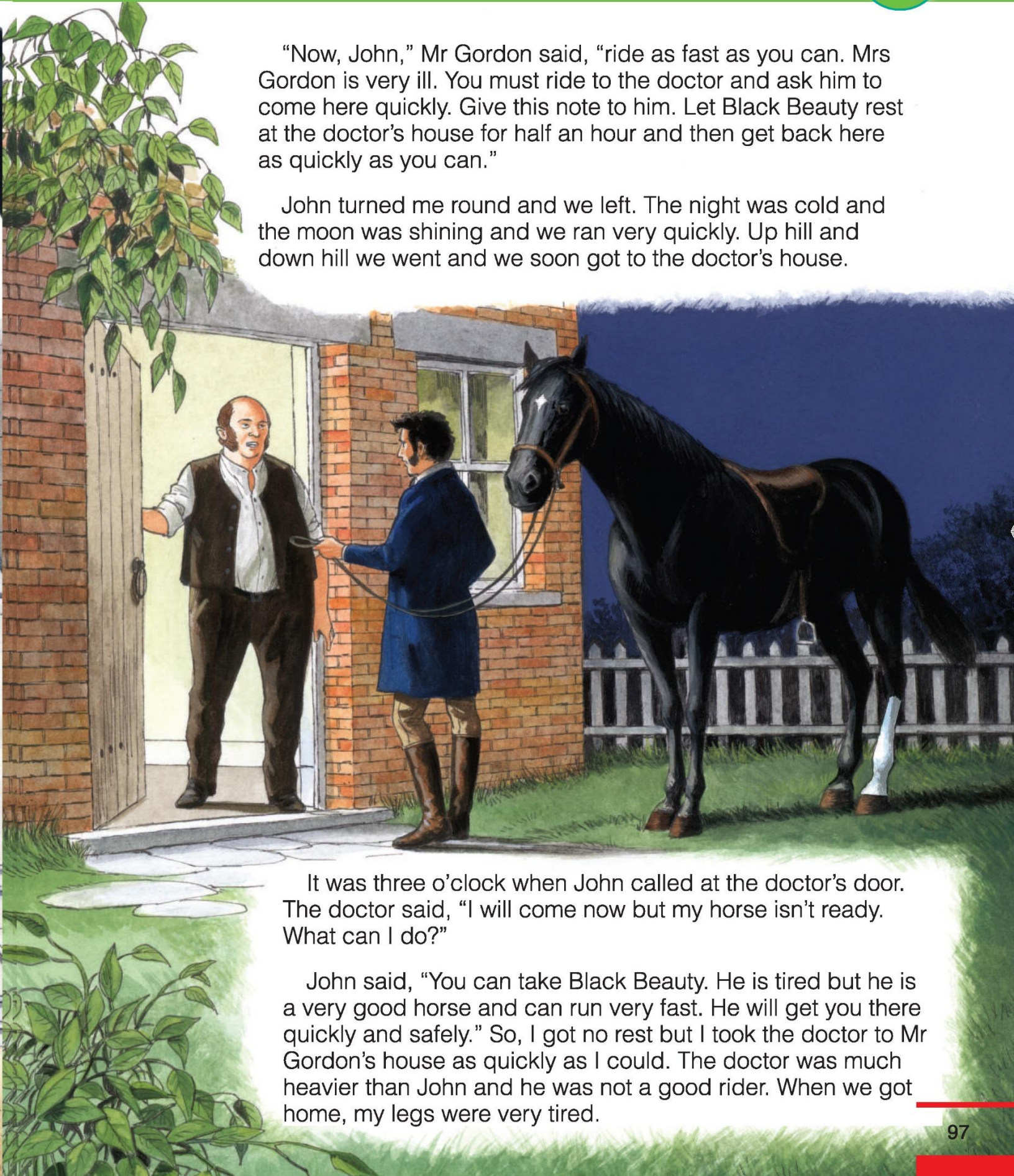


1 Black Beauty



“Now, John,” Mr Gordon said, “ride as fast as you can. Mrs Gordon is very ill. You must ride to the doctor and ask him to come here quickly. Give this note to him. Let Black Beauty rest at the doctor’s house for half an hour and then get back here as quickly as you can.”

John turned me round and we left. The night was cold and the moon was shining and we ran very quickly. Up hill and down hill we went and we soon got to the doctor’s house.




It was three o'clock when John called at the doctor's door. The doctor said, "I will come now but my horse isn't ready. What can I do?"

John said, "You can take Black Beauty. He is tired but he is a very good horse and can run very fast. He will get you there quickly and safely." So, I got no rest but I took the doctor to Mr Gordon's house as quickly as I could. The doctor was much heavier than John and he was not a good rider. When we got home, my legs were very tired.

Little Joe gave me a lot of cold water to drink. Cold water is very bad for a hot horse. Joe did his best but he should not give cold water to a horse when it is so hot. I needed a warm blanket over me but Joe did not know this. When John came to see me the next morning, I was very, very ill.

John looked after me, day and night and Mr Gordon often came to see me. "My poor Black Beauty," he said, "you saved Mrs Gordon and now you are ill."

I was pleased that Mrs Gordon was well again but it took me a long time to get better. Little Joe was very sad about what happened but from then he worked very hard and was a good friend to me.




1 Black Beauty



One day, we were out together when we saw a man with two horses and a cart. The man was hitting his horses because they could not pull the cart out of the mud. Joe spoke to the man. He said, "I don't think you should hit the horses like that. Shall I help you?"

At first, the man was angry with Joe but then he said, "OK, please help me." Soon, everything was fine – the cart was out of the mud, the man carried on with his work and we went home. I was happy that Joe helped the two horses.



Robinson Crusoe

by Daniel Defoe

My name is Robinson Crusoe. I was born in 1632. I always wanted to go to sea, and in 1650 I went to find work on a sailing ship. I met a man who said I could be a sailor on his ship.

I was very happy on that ship until there was a bad storm. The sea was very rough. Suddenly, there was a great noise. We hit some rocks and the sea came right over us. We couldn't do anything to save the ship so we worked hard to get the ship's boat into the sea. But we didn't go far in it. A huge wave turned the boat over, and we were all in the water.




2 Robinson Crusoe



Then, suddenly, I was on the beach with two cats from the ship, but there were no other sailors. I felt very sad and lonely. I was so tired I couldn't move and I was soon sleeping. When I woke up, the storm was over and I could see the ship. "I must swim to it," I thought, "to get things I can use."

When I reached the ship, I made a raft with wood and rope. Then I put useful things from the ship on my raft. I sailed between the ship and the beach a number of times. I brought back food, clothes, tools, swords, knives and useful things for woodwork.

Soon I made a cover for shade from the weather, and then I began to make a house. I dug the earth to grow plants and I looked round the island for food. I got meat and milk from the goats I found. I used paper and pens from the ship to write about everything that happened to me. I wanted to remember it all.



One day, I saw footprints in the sand but I couldn't find other people on the island. Far away, I saw other islands. "Perhaps," I thought, "sailors will come from there to save me."

Another day, I heard lots of noise. I went to see what it was and saw a fire at the other end of the island. As I got nearer, I saw a number of men walking around two other men. These two men couldn't move because there was rope round their arms and legs. I saw that the two men were in danger from the others. "I must save them," I thought.

I ran to them as fast as I could, but one of them was dead. I was very angry and made a lot of noise. I surprised the bad men and they were frightened. They ran to their boats to get away as quickly as possible.



2 Robinson Crusoe



The man I saved was also frightened. He didn't know English, so he couldn't tell me his name. I took him to my house and gave him food and water. Then he slept for a long time. While he was sleeping, I decided to call him 'Friday' because that was the day when I found him.

Friday and I lived on the island for three more years without any trouble. Friday helped me with my small farm and learned some English. Then the bad men came back. They had another man with them. He was in danger, too. Friday and I went to save him. We made a lot of noise and frightened the bad men away again.

"Look!" said Friday, pointing, "they have left a boat. Let's take it." When we reached the boat, we found another man with rope round him in it. We helped him out and took the rope off. Friday was very surprised – it was his father. They were very pleased to see each other.



After many years, Friday and I collected our things together and left the island. We went to Friday's island first and there I found a ship to take me back home.

Words to remember

Module 1			
model	(N)	shows	(N)
cot	(N)	old-fashioned	(Adj)
palm leaves	(N)	miss	(V)
show	(V)	price	(N)
passed away	(Phr v)	edition	(N)
soundly	(Adv)	deal	(N)
furniture	(N)	browser	(N)
rough	(Adj)	actor	(N)
own	(V)	episode	(N)
collect	(V)	broken	(Adj)
move to	(Phr v)	frightened	(Adj)
background	(N)	safety	(N)
foreground	(N)	x-ray	(V)
middle	(N)	remember	(V)
made of	(Phr v)	receptionist	(N)
advertisement	(N)	daughter	(N)
aquarium	(N)	worried	(Adj)
happily	(Adv)	hit	(V)
businessman	(N)	leave	(V)
sphere	(N)	hastily	(Adv)
feed	(V)	programme	(N)
Scuba diving	(N)	cartoon	(N)
tasty	(Adj)	prefer	(V)
exciting	(Adj)		

Words to remember

Module 2			
desalination plant	(n.)	sink	(v.)
dirty	(adj.)	poisonous	(adj.)
expensive	(adj.)	decide	(v.)
factory	(n.)	newspaper	(n.)
waste	(v.)	reach	(v.)
carefully	(adv.)	scream	(v.)
rich	(adj.)	shore	(n.)
take out	(phrasal v.)	trouble	(n.)
hold	(v.)	drown	(v.)
iceberg	(n.)	suddenly	(adv.)
melt	(v.)	finally	(adv.)
coral reef	(n.)	award	(n.)
lay eggs	(v.)	try	(v.)
pattern	(n.)	practice	(n.)
turtle	(n.)	problem	(n.)
whale	(n.)	someone	(n.)
spike	(n.)	medal	(n.)
slowly	(adv.)	certificate	(n.)
shipwreck	(n.)	exhausted	(adj.)
squid	(n.)		

Words to remember

Module 3			
water cycle	Noun	drought	Noun
experiment	Noun	flood	Noun
heat	Verb	light bulb	Noun
blow	Verb	South Pole	Noun
Result	Noun	North Pole	Noun
degree	Noun	lose	Verb
temperature	Noun	put off	Verb
measure	Verb	put on	Verb
mirror	Noun	cross	Adjective
straight	Adjective	energy-saving	Adjective
reflect	Verb	algebra	Noun
petrol	Noun	geography	Noun
pipeline	Noun	interview	Noun
export	Verb	cancer	Noun
tanker	Noun	chemistry	Noun
bacteria	Noun	cure	Verb
chemicals	Noun	marry	Verb
fortunately	Adverb	physics	Noun
Invent	Verb	prize	Noun
purify	Verb	sadly	Adverb
fatal	Adjective	hard	Adverb
simply	Adverb	bright	Adjective
contaminated	Adjective	abroad	Adverb
source	Noun		

Words to remember

Module 4			
Receive	verb	active	adjective
look forward to	verb	hole	noun
final	adjective	smoke	noun
racket	noun	area	noun
join a club	Verb	grow	verb
take part in	Verb	crop	noun
goggles	noun	hilly	adjective
championship	noun	helipad	noun
volleyball	noun	fortnight	noun
subject	noun	tennis court	noun
communicate	verb	e-card	noun
really	adverb	fantastic	adjective
boring	adjective	causeway	noun
best wishes	Expression	stretch	verb
ocean	noun	link	verb
similar	adjective	pearl diving	noun
approximately	adverb	amazing	adjective
population	noun	experience	noun
capital	noun	pleasant	adjective
landscape	noun	attractive	adjective
tourist	noun	kind	adjective
forest	noun	comfortable	adjective
volcano	noun		

